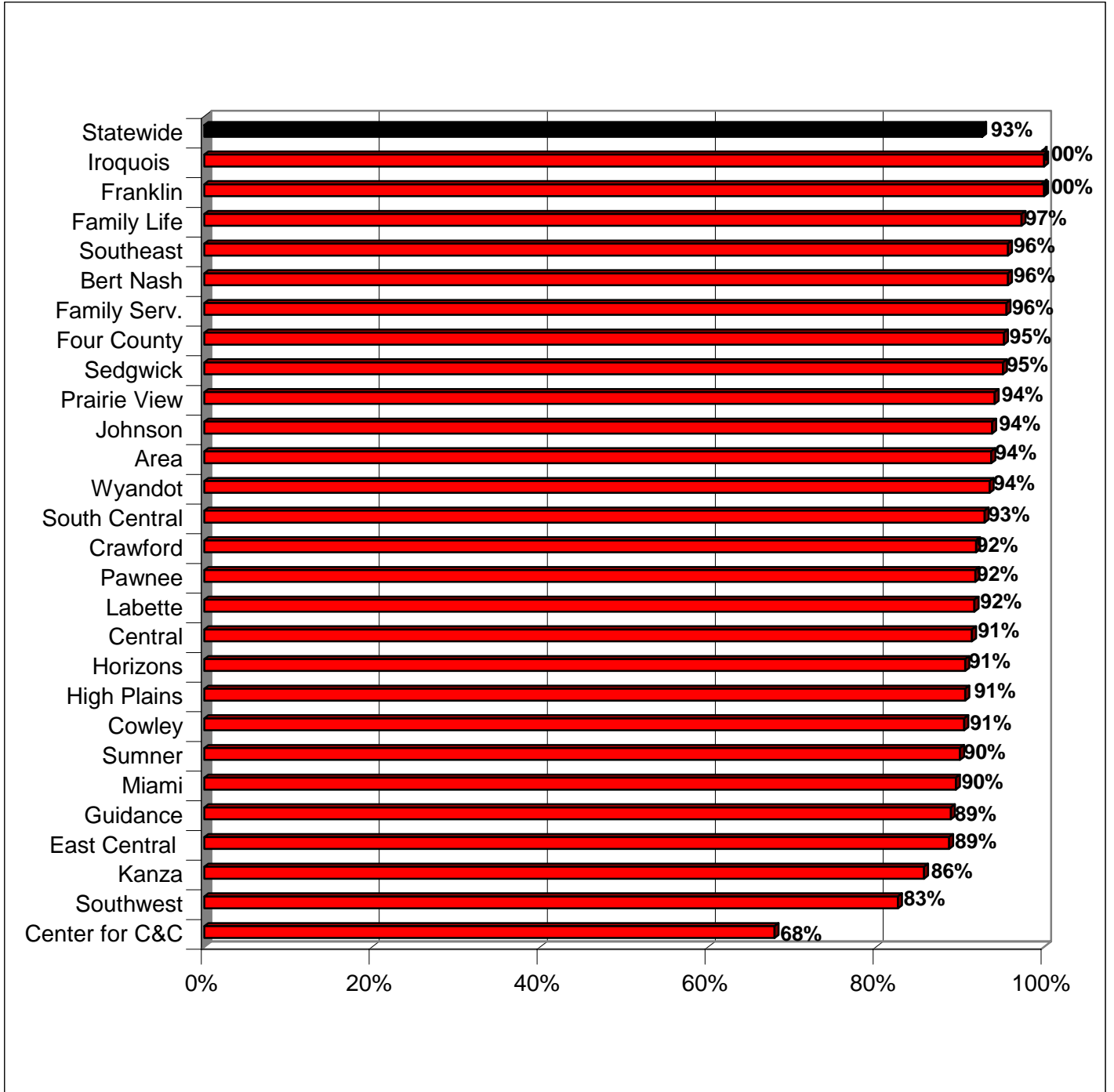


Family (KFSS) and Youth (KYSS) Consumer Satisfaction Survey Results
% Consumers Satisfied for each Subscale
FY03

	KFSS		KYSS	
	Would refer to others	Overall Satisfaction	Would refer to others	Overall Satisfaction
Area	94%	91%	91%	95%
Bert Nash	96%	94%	88%	94%
Center for C&C	68%	79%	81%	94%
Central	91%	90%	88%	94%
Cowley	91%	83%	92%	92%
Crawford	92%	91%	100%	100%
East Central	89%	87%	82%	100%
Family Life	97%	97%	83%	100%
Family Serv.	96%	94%	94%	95%
Four County	95%	97%	93%	92%
Franklin	100%	100%	77%	92%
Guidance	89%	90%	87%	93%
High Plains	91%	87%	89%	94%
Horizons	91%	90%	84%	89%
Iroquois	100%	100%		
Johnson	94%	91%	91%	96%
Kanza	86%	86%	89%	100%
Labette	92%	96%	88%	100%
Miami	90%	95%		
Pawnee	92%	93%	87%	100%
Prairie View	94%	94%	71%	94%
Sedgwick	95%	90%	75%	93%
South Central	93%	86%	89%	100%
Southeast	96%	96%	80%	90%
Southwest	83%	78%	71%	100%
Sumner	90%	90%	100%	100%
Wyandot	94%	93%	85%	96%
Statewide	93%	92%	84%	95%

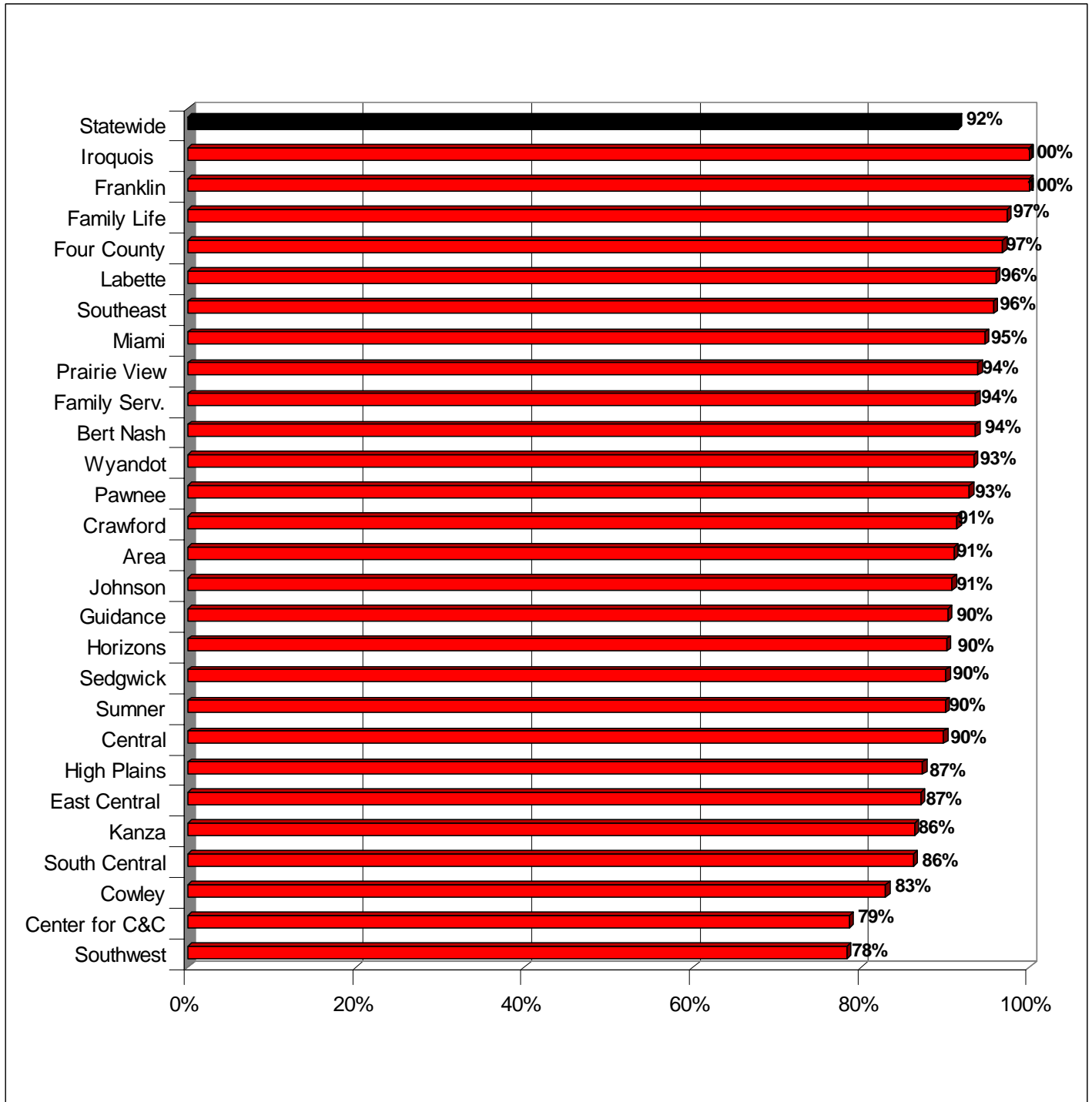
CMHC Performance Report

Family (KFSS) Satisfaction Survey Results % Reporting Overall Satisfaction FY03



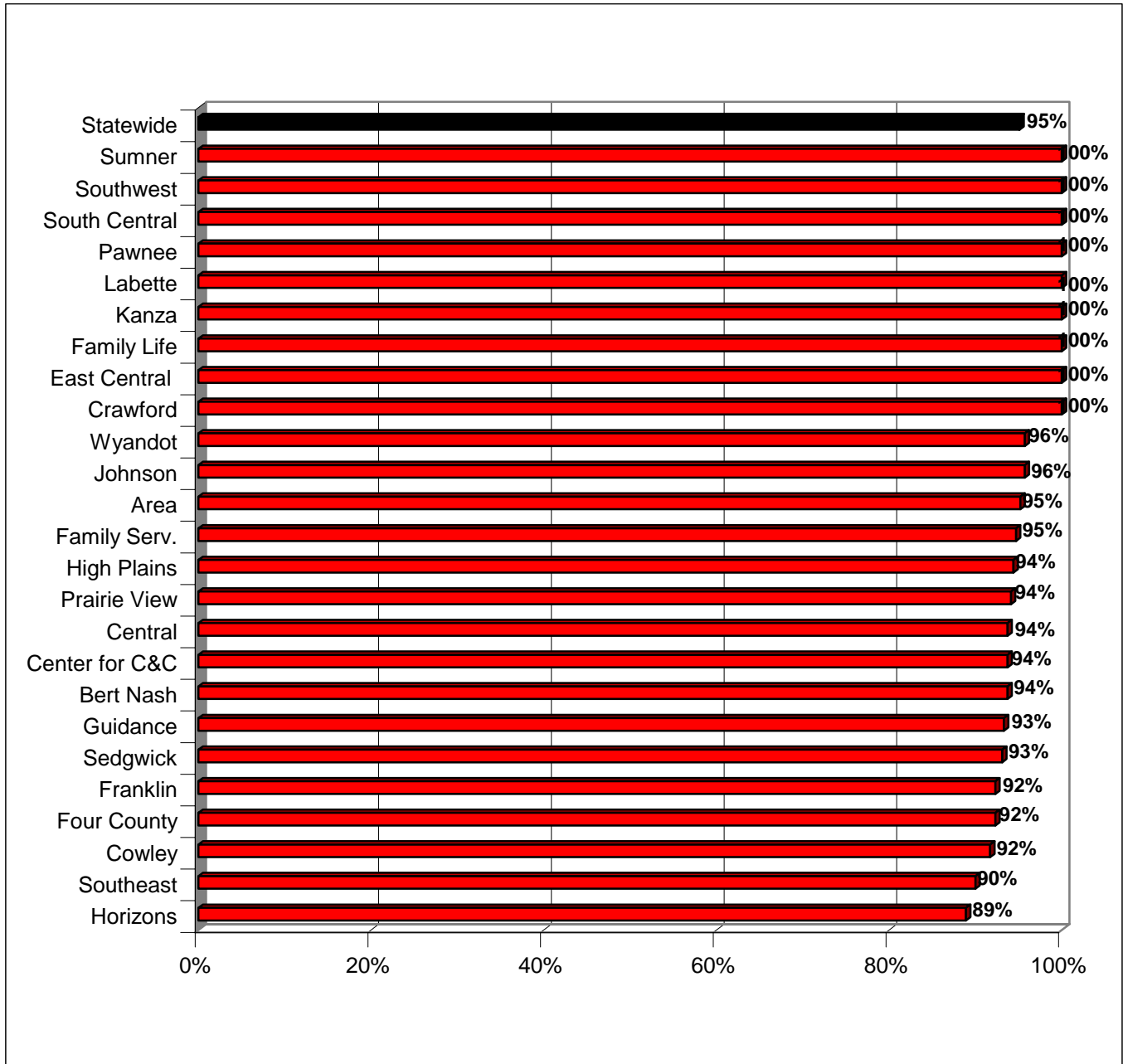
CMHC Performance Report

Family (KFSS) Satisfaction Survey Results % Reporting they would refer a friend or relative FY03



CMHC Performance Report

Youth (KYSS) Satisfaction Survey Results % Reporting Overall Satisfaction FY03



CMHC Performance Report

Youth (KYSS) Satisfaction Survey Results % Reporting they would refer a friend or relative FY03

