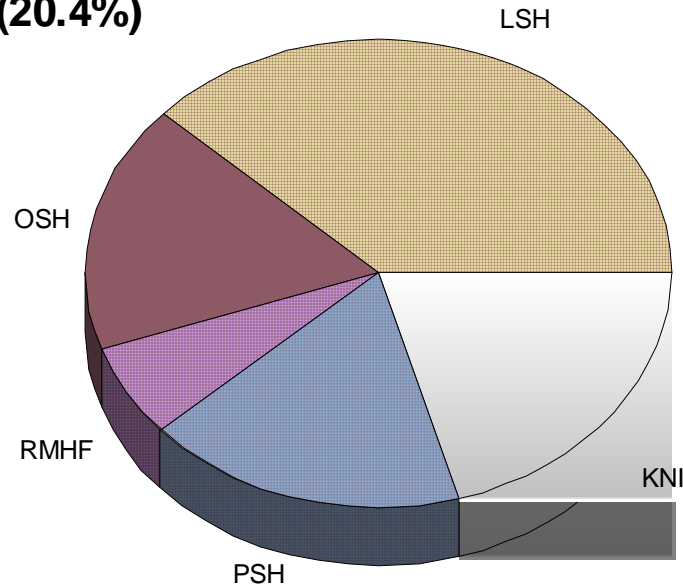


# State Hospitals Expenditures by Hospital

FY 2007 Budget - Submitted (in Millions)  
Includes Enhancements

<b>Larned State Hospital</b>	<b>\$ 50.4 (38.3%)</b>
<b>Osawatomie State Hospital</b>	<b>\$ 22.7 (17.2%)</b>
<b>Rainbow Mental Health Facility</b>	<b>\$ 8.1 (6.1%)</b>
<b>Parsons State Hospital</b>	<b>\$ 23.6 (18.0%)</b>
<b>Kansas Neurological Institute</b>	<b>\$ 26.8 (20.4%)</b>



**Total \$131.6**

Totals may not add due to rounding

# State Hospitals Expenditures by Fund

FY 2007 Budget - Submitted (in Millions)  
Includes Enhancements

**State General Fund**

**\$ 73.4 (55.8%)**

**Other State Funds**

**\$ 11.3 (8.6%)**

Fee Funds  
State Building Funds

\$11.1  
0.2

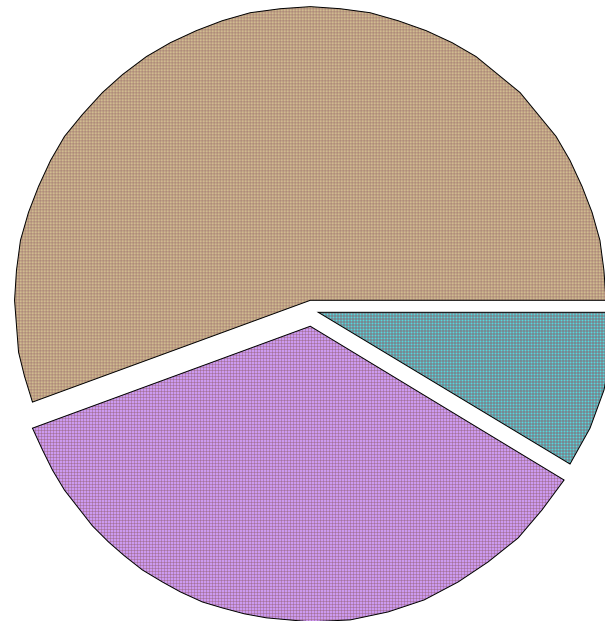
**Federal Funds**

**\$ 46.9 (35.6%)**

**Total \$131.6**

Totals may not add due to rounding

State General Funds



Other State Funds

Federal Funds

# SRS Expenditures by Fund

FY 2007 Budget - Submitted (in Millions)  
Includes Enhancements

**State General Fund** **\$ 541.3 (39.6%)**

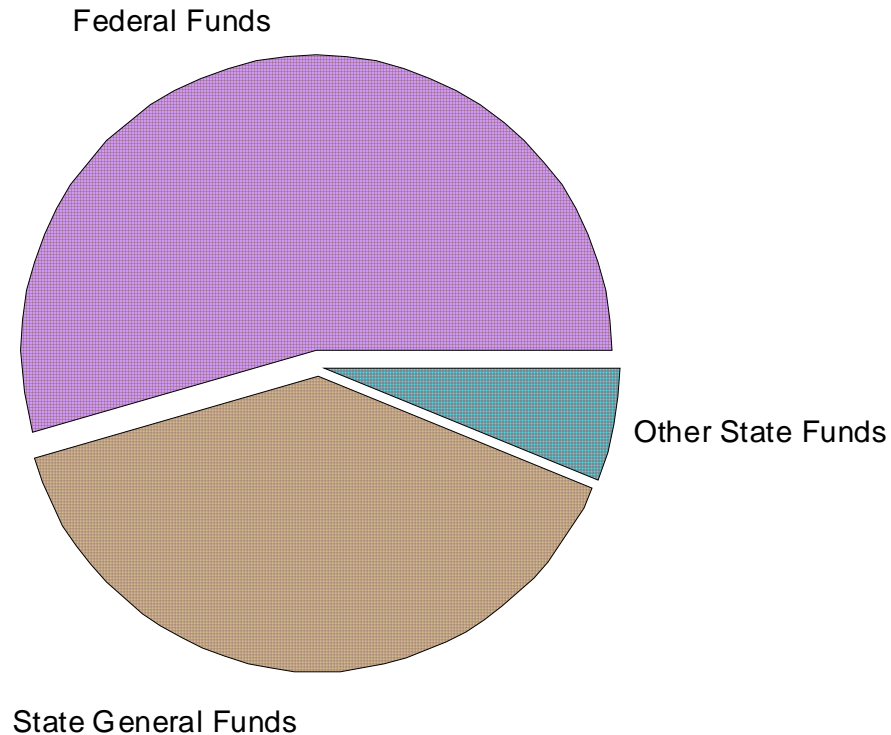
**Other State Funds** **\$ 81.4 ( 5.9%)**

Fee Funds	\$38.3
Children's Initiative Fund	27.4
State Building Funds	15.3
Other	0.5

**Federal Funds** **\$ 746.0 (54.5%)**

**Total \$1,368.7**

Totals may not add due to rounding

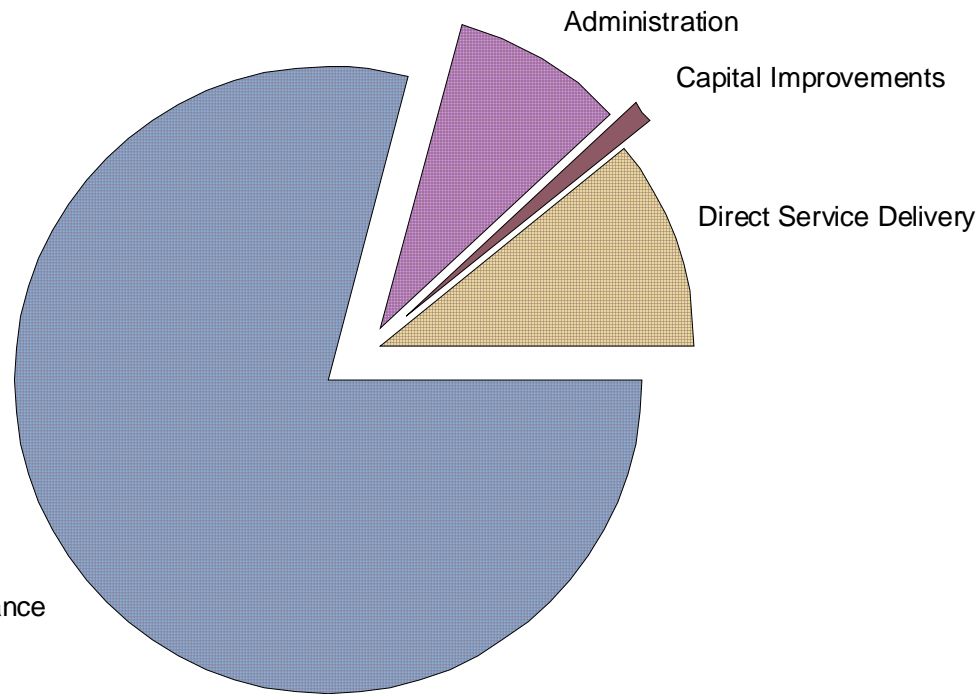


# SRS Expenditures by Category

FY 2007 Budget - Submitted (in Millions)  
Includes Enhancements

<b>Direct Service Delivery</b>	<b>\$ 149.8 (10.9%)</b>
<b>Administration</b>	<b>\$ 121.7 (8.9%)</b>
<b>Capital Improvements</b>	<b>\$ 15.6 (1.1%)</b>
<b>Direct Assistance</b>	<b>\$ 1,081.6 (79.0%)</b>

Cash Assistance	\$93.0
Child Care & Employment	98.1
Substance Abuse	36.9
Mental Health	203.0
Developmental & Physical Disability	444.1
Children & Family	180.2
Rehabilitation	25.8
Other	0.4



**Total \$1,368.7**

Totals may not add due to rounding

Direct Assistance