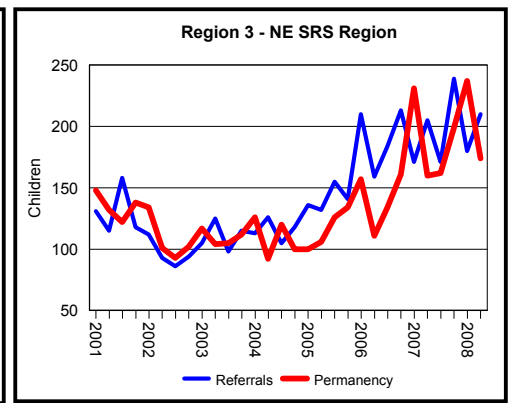
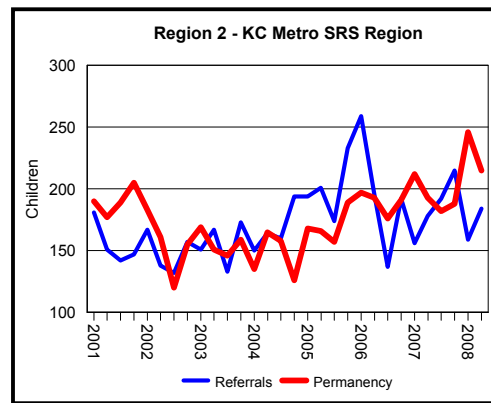
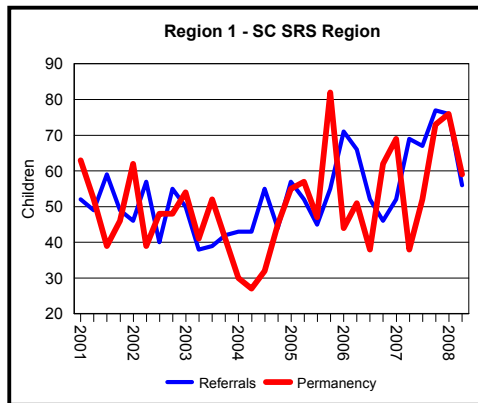
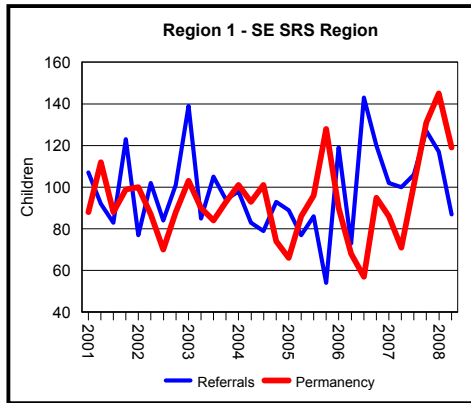


Out of Home Contracts Referrals and Permanencies



Fiscal Year	Referral	Perm.	Ref - Perm
2001	107	88	19
2001	92	112	(20)
2001	83	88	(5)
2001	123	99	24
2002	77	100	(23)
2002	102	87	15
2002	84	70	14
2002	101	88	13
2003	139	103	36
2003	85	90	(5)
2003	105	84	21
2003	94	93	1
2004	98	101	(3)
2004	83	93	(10)
2004	79	101	(22)
2004	93	74	19
2005	89	66	23
2005	77	86	(9)
2005	86	96	(10)
2005	54	128	(74)
2006	119	90	29
2006	73	68	5
2006	143	57	86
2006	120	95	25
2007	102	86	16
2007	100	71	29
2007	106	101	5
2007	127	131	(4)
2008	117	145	(28)
2008	87	119	(32)

Summary	Referral	Perm.	Ref - Perm
2001	405	387	18
2002	364	345	19
2003	423	370	53
2004	353	369	(16)
2005	306	376	(70)
2006	455	310	145
2007	435	389	46
2008	204	264	(60)

Fiscal Year	Referral	Perm.	Ref - Perm
2001	52	63	(11)
2001	49	52	(3)
2001	59	39	20
2001	49	46	3
2002	46	62	(16)
2002	57	39	18
2002	40	48	(8)
2002	55	48	7
2003	50	54	(4)
2003	38	41	(3)
2003	39	52	(13)
2003	42	41	1
2004	43	30	13
2004	43	27	16
2004	55	32	23
2004	44	45	(1)
2005	57	55	2
2005	52	57	(5)
2005	45	47	(2)
2005	55	82	(27)
2006	71	44	27
2006	66	51	15
2006	52	38	14
2006	46	62	(16)
2007	52	69	(17)
2007	69	38	31
2007	67	52	15
2007	77	73	4
2008	76	76	0
2008	56	59	(3)

Summary	Referral	Perm.	Ref - Perm
2001	209	200	9
2002	198	197	1
2003	169	188	(19)
2004	185	134	51
2005	209	241	(32)
2006	235	195	40
2007	265	232	33
2008	132	135	(3)

Fiscal Year	Referral	Perm.	Ref - Perm
2001	181	190	(9)
2001	151	177	(26)
2001	142	189	(47)
2001	147	205	(58)
2002	167	183	(16)
2002	138	161	(23)
2002	132	120	12
2002	157	155	2
2003	151	169	(18)
2003	167	151	16
2003	133	146	(13)
2003	173	159	14
2004	150	135	15
2004	164	165	(1)
2004	160	158	2
2004	194	126	68
2005	194	168	26
2005	201	166	35
2005	174	157	17
2005	233	189	44
2006	259	197	62
2006	196	193	3
2006	137	176	(39)
2006	192	191	1
2007	156	212	(56)
2007	178	193	(15)
2007	192	182	10
2007	215	188	27
2008	159	246	(87)
2008	184	215	(31)

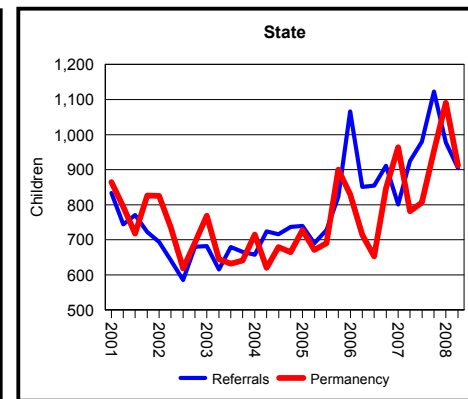
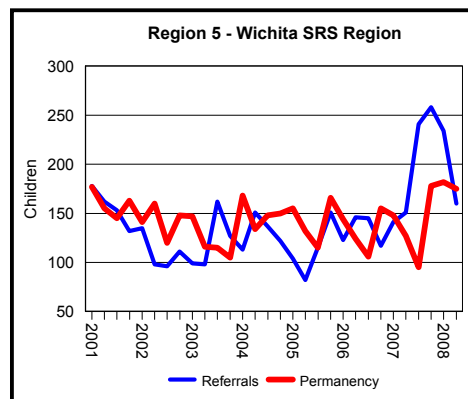
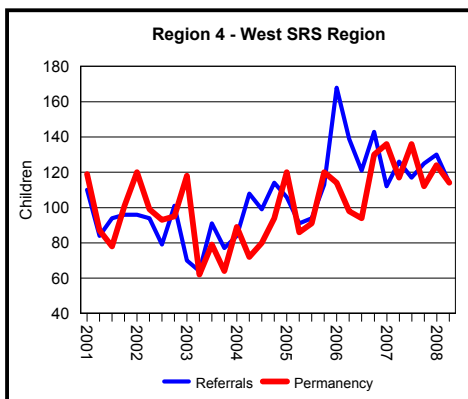
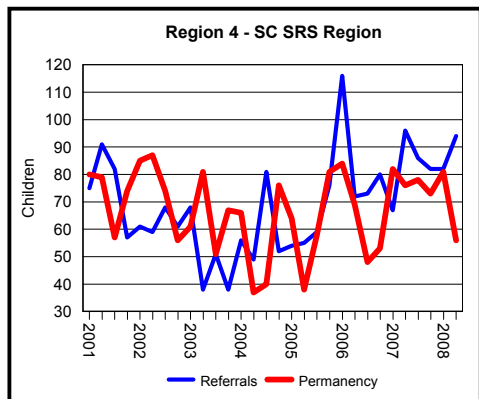
Summary	Referral	Perm.	Ref - Perm
2001	621	761	(140)
2002	594	619	(25)
2003	624	625	(1)
2004	668	584	84
2005	802	680	122
2006	784	757	27
2007	741	775	(34)
2008	343	461	(118)

Fiscal Year	Referral	Perm.	Ref - Perm
2001	131	148	(17)
2001	115	132	(17)
2001	158	122	36
2001	118	138	(20)
2002	112	134	(22)
2002	93	101	(8)
2002	86	93	(7)
2002	94	102	(8)
2003	105	117	(12)
2003	125	104	21
2003	98	105	(7)
2003	115	112	3
2004	113	126	(13)
2004	126	92	34
2004	105	120	(15)
2004	118	100	18
2005	136	100	36
2005	132	106	26
2005	155	126	29
2005	141	134	7
2006	210	157	53
2006	159	111	48
2006	184	134	50
2006	213	161	52
2007	171	231	(60)
2007	205	160	45
2007	171	162	9
2007	239	199	40
2008	180	237	(57)
2008	210	174	36

Summary	Referral	Perm.	Ref - Perm
2001	522	540	(18)
2002	385	430	(45)
2003	443	438	5
2004	462	438	24
2005	564	466	98
2006	766	563	203
2007	786	752	34
2008	390	411	(21)

Note: Data for FY 2008 represents the entire 3 months of the Quarter

Out of Home Contracts Referrals and Permanencies



Fiscal Year	Referral	Perm.	Ref - Perm
2001	75	80	(5)
2001	91	79	12
2001	82	57	25
2001	57	74	(17)
2002	61	85	(24)
2002	59	87	(28)
2002	68	74	(6)
2002	61	56	5
2003	68	61	7
2003	38	81	(43)
2003	51	51	0
2003	38	67	(29)
2004	56	66	(10)
2004	49	37	12
2004	81	40	41
2004	52	76	(24)
2005	54	64	(10)
2005	55	38	17
2005	59	58	1
2005	76	81	(5)
2006	116	84	32
2006	72	69	3
2006	73	48	25
2006	80	53	27
2007	67	82	(15)
2007	96	76	20
2007	86	78	8
2007	82	73	9
2008	82	81	1
2008	94	56	38

Summary

2001	305	290	15
2002	249	302	(53)
2003	195	260	(65)
2004	238	219	19
2005	244	241	3
2006	341	254	87
2007	331	309	22
2008	176	137	39

Fiscal Year	Referral	Perm.	Ref - Perm
2001	110	119	(9)
2001	84	87	(3)
2001	94	78	16
2001	96	101	(5)
2002	96	120	(24)
2002	94	99	(5)
2002	79	93	(14)
2002	101	95	6
2003	70	118	(48)
2003	64	62	2
2003	91	79	12
2003	77	64	13
2004	84	89	(5)
2004	108	72	36
2004	99	80	19
2004	114	94	20
2005	106	120	(14)
2005	91	86	5
2005	94	91	3
2005	113	120	(7)
2006	168	114	54
2006	139	98	41
2006	121	94	27
2006	143	130	13
2007	112	136	(24)
2007	126	117	9
2007	117	136	(19)
2007	125	112	13
2008	130	124	6
2008	114	114	0

Summary

2001	384	385	(1)
2002	370	407	(37)
2003	302	323	(21)
2004	405	335	70
2005	404	417	(13)
2006	571	436	135
2007	480	501	(21)
2008	244	238	6

Fiscal Year	Referral	Perm.	Ref - Perm
2001	178	177	1
2001	162	155	7
2001	153	145	8
2001	132	163	(31)
2002	135	141	(6)
2002	98	160	(62)
2002	96	120	(24)
2002	111	148	(37)
2003	99	147	(48)
2003	98	116	(18)
2003	162	115	47
2003	127	105	22
2004	113	168	(55)
2004	151	134	17
2004	137	148	(11)
2004	122	150	(28)
2005	104	155	(51)
2005	82	132	(50)
2005	115	115	0
2005	151	166	(15)
2006	123	144	(21)
2006	146	124	22
2006	145	106	39
2006	117	155	(38)
2007	141	148	(7)
2007	151	127	24
2007	241	95	146
2007	258	178	80
2008	234	182	52
2008	160	175	(15)

Summary

2001	625	640	(15)
2002	440	569	(129)
2003	486	483	3
2004	523	600	(77)
2005	452	568	(116)
2006	531	529	2
2007	791	548	243
2008	394	357	37

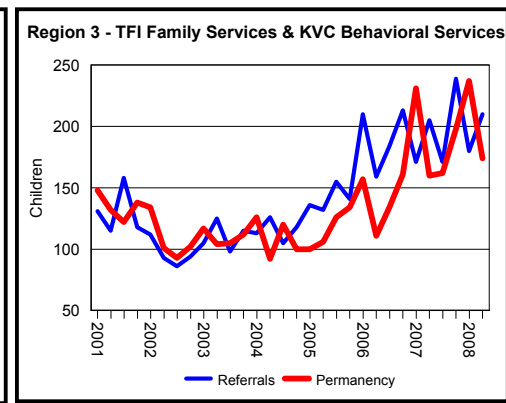
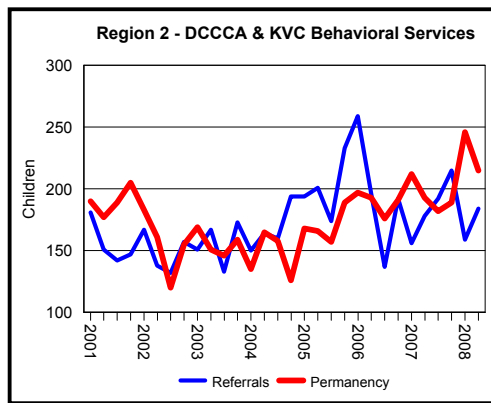
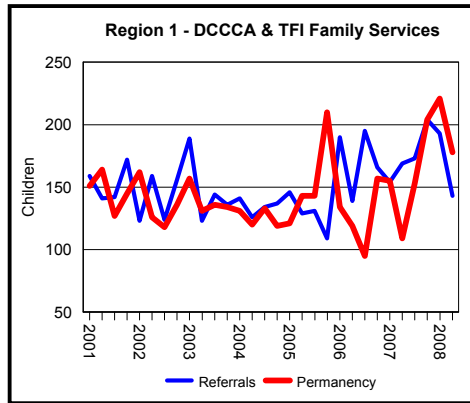
Fiscal Year	Referral	Perm.	Ref - Perm
2001	834	865	(31)
2001	744	794	(50)
2001	771	718	53
2001	722	826	(104)
2002	694	825	(131)
2002	641	734	(93)
2002	585	618	(33)
2002	680	692	(12)
2003	682	769	(87)
2003	615	645	(30)
2003	679	632	47
2003	666	641	25
2004	657	715	(58)
2004	724	620	104
2004	716	679	37
2004	737	665	72
2005	740	728	12
2005	690	671	19
2005	728	690	38
2005	823	900	(77)
2006	1,066	830	236
2006	851	714	137
2006	855	653	202
2006	911	847	64
2007	801	964	(163)
2007	925	782	143
2007	980	806	174
2007	1,123	954	169
2008	978	1,091	(113)
2008	905	912	(7)

Summary

2001	3,071	3,203	(132)
2002	2,600	2,869	(269)
2003	2,642	2,687	(45)
2004	2,834	2,679	155
2005	2,981	2,989	(8)
2006	3,683	3,044	639
2007	3,829	3,506	323
2008	1,883	2,003	(120)

Note: Data for FY 2008 represents the entire 3 months of the Quarter

Out of Home Contracts Referrals and Permanencies



Fiscal Year	Referral	Perm.	Ref - Perm
2001 Q1	159	151	8
2001 Q2	141	164	(23)
2001 Q3	142	127	15
2001 Q4	172	145	27
2002 Q1	123	162	(39)
2002 Q2	159	126	33
2002 Q3	124	118	6
2002 Q4	156	136	20
2003 Q1	189	157	32
2003 Q2	123	131	(8)
2003 Q3	144	136	8
2003 Q4	136	134	2
2004 Q1	141	131	10
2004 Q2	126	120	6
2004 Q3	134	133	1
2004 Q4	137	119	18
2005 Q1	146	121	25
2005 Q2	129	143	(14)
2005 Q3	131	143	(12)
2005 Q4	109	210	(101)
2006 Q1	190	134	56
2006 Q2	139	119	20
2006 Q3	195	95	100
2006 Q4	166	157	9
2007 Q1	154	155	(1)
2007 Q2	169	109	60
2007 Q3	173	153	20
2007 Q4	204	204	0
2008 Q1	193	221	(28)
2008 Q2	143	178	(35)

Summary	Referral	Perm.	Ref - Perm
2001	614	587	27
2002	562	542	20
2003	592	558	34
2004	538	503	35
2005	515	617	(102)
2006	690	505	185
2007	700	621	79
2008 YTD	336	399	(63)

Fiscal Year	Referral	Perm.	Ref - Perm
2001 Q1	181	190	(9)
2001 Q2	151	177	(26)
2001 Q3	142	189	(47)
2001 Q4	147	205	(58)
2002 Q1	167	183	(16)
2002 Q2	138	161	(23)
2002 Q3	132	120	12
2002 Q4	157	155	2
2003 Q1	151	169	(18)
2003 Q2	167	151	16
2003 Q3	133	146	(13)
2003 Q4	173	159	14
2004 Q1	150	135	15
2004 Q2	164	165	(1)
2004 Q3	160	158	2
2004 Q4	194	126	68
2005 Q1	194	168	26
2005 Q2	201	166	35
2005 Q3	174	157	17
2005 Q4	233	189	44
2006 Q1	259	197	62
2006 Q2	196	193	3
2006 Q3	137	176	(39)
2006 Q4	192	191	1
2007 Q1	156	212	(56)
2007 Q2	178	193	(15)
2007 Q3	192	182	10
2007 Q4	215	189	26
2008 Q1	159	246	(87)
2008 Q2	184	215	(31)

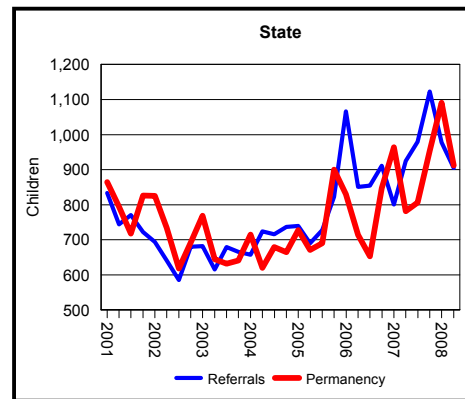
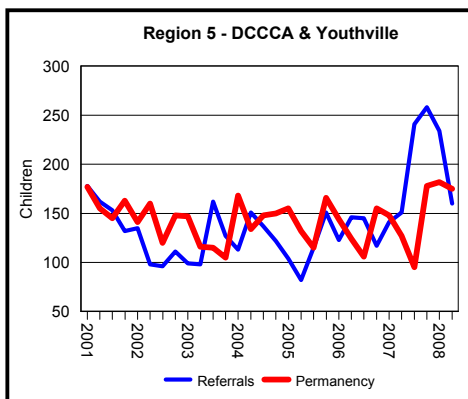
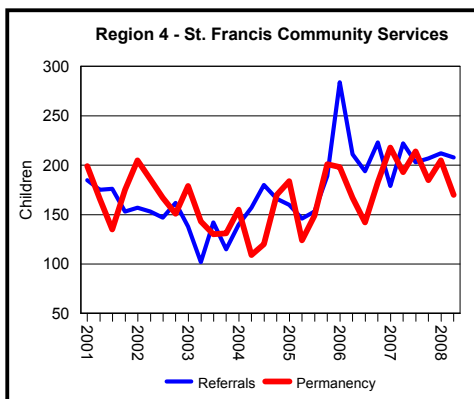
Summary	Referral	Perm.	Ref - Perm
2001	621	761	(140)
2002	594	619	(25)
2003	624	625	(1)
2004	668	584	84
2005	802	680	122
2006	784	757	27
2007	741	776	(35)
2008 YTD	343	461	(118)

Fiscal Year	Referral	Perm.	Ref - Perm
2001 Q1	131	148	(17)
2001 Q2	115	132	(17)
2001 Q3	158	122	36
2001 Q4	118	138	(20)
2002 Q1	112	134	(22)
2002 Q2	93	101	(8)
2002 Q3	86	93	(7)
2002 Q4	94	102	(8)
2003 Q1	105	117	(12)
2003 Q2	125	104	21
2003 Q3	98	105	(7)
2003 Q4	115	112	3
2004 Q1	113	126	(13)
2004 Q2	126	92	34
2004 Q3	105	120	(15)
2004 Q4	118	100	18
2005 Q1	136	100	36
2005 Q2	132	106	26
2005 Q3	155	126	29
2005 Q4	141	134	7
2006 Q1	210	157	53
2006 Q2	159	111	48
2006 Q3	184	134	50
2006 Q4	213	161	52
2007 Q1	171	231	(60)
2007 Q2	205	160	45
2007 Q3	171	162	9
2007 Q4	239	198	41
2008 Q1	180	237	(57)
2008 Q2	210	174	36

Summary	Referral	Perm.	Ref - Perm
2001	522	540	(18)
2002	385	430	(45)
2003	443	438	5
2004	462	438	24
2005	564	466	98
2006	766	563	203
2007	786	751	35
2008 YTD	390	411	(21)

Note: Data for FY 2008 represents the entire 3 months of the Quarter

Out of Home Contracts Referrals and Permanencies



Fiscal Year		Referral	Perm.	Ref - Perm
2001	Q1	185	199	(14)
	Q2	175	166	9
	Q3	176	135	41
	Q4	153	175	(22)
2002	Q1	157	205	(48)
	Q2	153	186	(33)
	Q3	147	167	(20)
	Q4	162	151	11
2003	Q1	138	179	(41)
	Q2	102	143	(41)
	Q3	142	130	12
	Q4	115	131	(16)
2004	Q1	140	155	(15)
	Q2	157	109	48
	Q3	180	120	60
	Q4	166	170	(4)
2005	Q1	160	184	(24)
	Q2	146	124	22
	Q3	153	149	4
	Q4	189	201	(12)
2006	Q1	284	198	86
	Q2	211	167	44
	Q3	194	142	52
	Q4	223	183	40
2007	Q1	179	218	(39)
	Q2	222	193	29
	Q3	203	214	(11)
	Q4	207	185	22
2008	Q1	212	205	7
	Q2	208	170	38

Summary				
2001	689	675	14	w/o Rec.
2002	619	709	(90)	
2003	497	583	(86)	
2004	643	554	89	
2005	648	658	(10)	
2006	912	690	222	153
2007	811	810	1	42
2008 YTD	420	375	45	

Fiscal Year		Referral	Perm.	Ref - Perm
2001	Q1	178	177	1
	Q2	162	155	7
	Q3	153	145	8
	Q4	132	163	(31)
2002	Q1	135	141	(6)
	Q2	98	160	(62)
	Q3	96	120	(24)
	Q4	111	148	(37)
2003	Q1	99	147	(48)
	Q2	98	116	(18)
	Q3	162	115	47
	Q4	127	105	22
2004	Q1	113	168	(55)
	Q2	151	134	17
	Q3	137	148	(11)
	Q4	122	150	(28)
2005	Q1	104	155	(51)
	Q2	82	132	(50)
	Q3	115	115	0
	Q4	151	166	(15)
2006	Q1	123	144	(21)
	Q2	146	124	22
	Q3	145	106	39
	Q4	117	155	(38)
2007	Q1	141	148	(7)
	Q2	151	127	24
	Q3	241	95	146
	Q4	258	178	80
2008	Q1	234	182	52
	Q2	160	175	(15)

Summary				
2001	625	640	(15)	w/o Rec.
2002	440	569	(129)	
2003	486	483	3	
2004	523	600	(77)	
2005	452	568	(116)	
2006	531	529	2	(24)
2007	791	548	243	252
2008 YTD	394	357	37	

Fiscal Year		Referral	Perm.	Ref - Perm
2001	Q1	834	865	(31)
	Q2	744	794	(50)
	Q3	771	718	53
	Q4	722	826	(104)
2002	Q1	694	825	(131)
	Q2	641	734	(93)
	Q3	585	618	(33)
	Q4	680	692	(12)
2003	Q1	682	769	(87)
	Q2	615	645	(30)
	Q3	679	632	47
	Q4	666	641	25
2004	Q1	657	715	(58)
	Q2	724	620	104
	Q3	716	679	37
	Q4	737	665	72
2005	Q1	740	728	12
	Q2	690	671	19
	Q3	728	690	38
	Q4	823	900	(77)
2006	Q1	1,066	830	236
	Q2	851	714	137
	Q3	855	653	202
	Q4	911	847	64
2007	Q1	801	964	(163)
	Q2	925	782	143
	Q3	980	806	174
	Q4	1,123	954	169
2008	Q1	978	1,091	(113)
	Q2	905	912	(7)

Summary				
2001	3,071	3,203	(132)	w/o Rec.
2002	2,600	2,869	(269)	
2003	2,642	2,687	(45)	
2004	2,834	2,679	155	
2005	2,981	2,989	(8)	
2006	3,683	3,044	639	436
2007	3,829	3,506	323	424
2008 YTD	1,883	2,003	(120)	

Note: Data for FY 2008 represents the entire 3 months of the Quarter