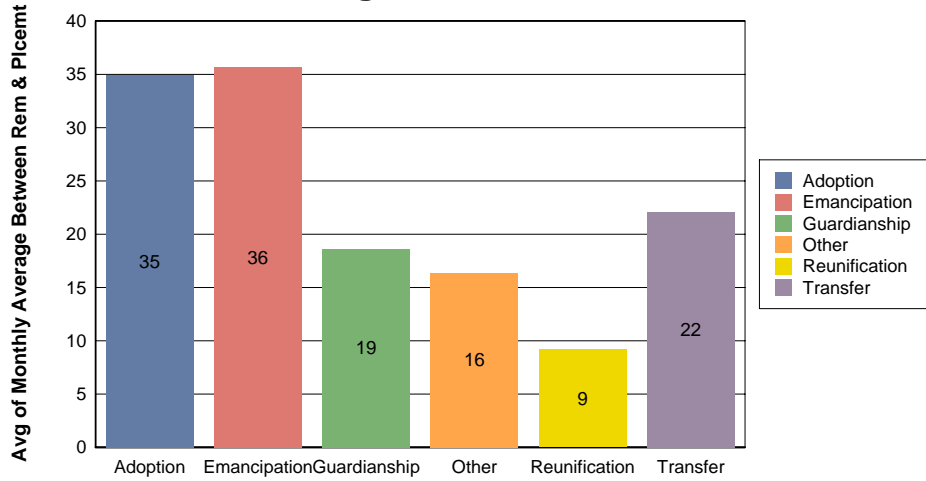


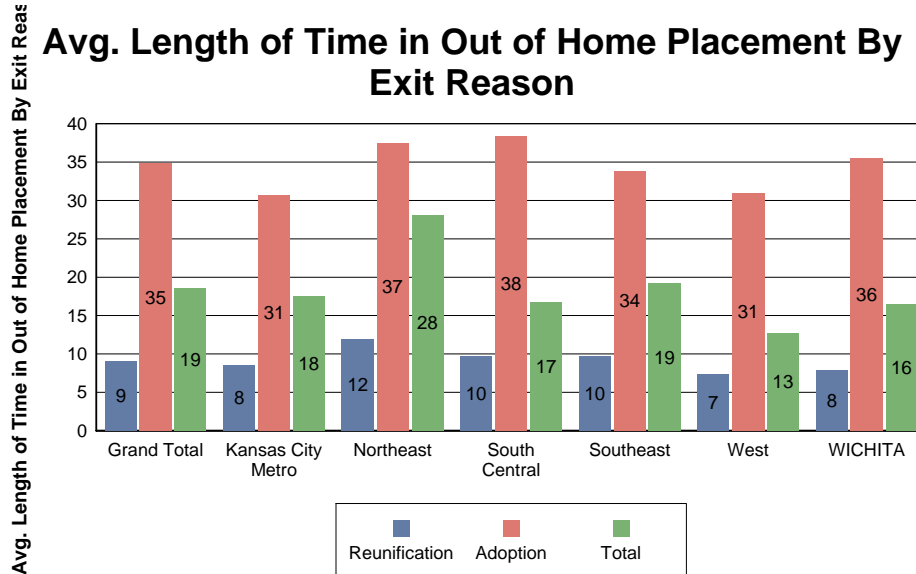
Length of Out of Home Placement FY 2007

Report Period 07/01/2006 to 06/30/2007

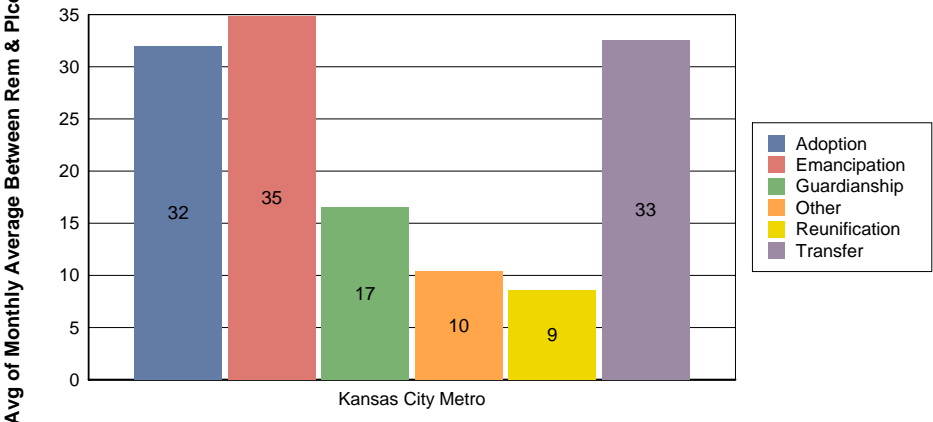
STATEWIDE Length of Out of Home Placement



Avg. Length of Time in Out of Home Placement By Exit Reason



Length of Out of Home Placement by SRS Region

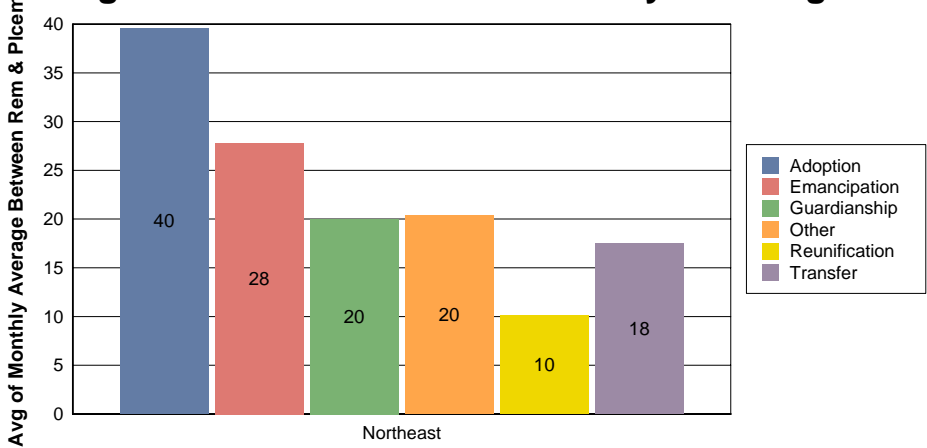


			Adoption	Emancipation	Guardianship	Other	Reunification	Transfer	Total
Kansas City Metro	Douglas	CLI_ID	23	9	2	3	23	2	62
		CLI_ID	14%	13%	3%	42%	7%	16%	9%
		AGE	16.00	18.00	13.00	17.00	16.00	3.00	18.00
		AGE	1.00	18.00	6.00	1.00	1.00	2.00	1.00
		AGE	5.70	18.00	9.50	10.67	8.78	2.50	8.89
		AGE	4.22	0.00	4.95	8.50	4.85	0.71	5.94
		DAYS	21,441.00	5,946.00	644.00	743.00	8,967.00	172.00	37,913.00
		DAYS	2,591.00	1,109.00	602.00	511.00	892.00	86.00	2,591.00
		DAYS	287.00	153.00	42.00	3.00	21.00	86.00	3.00
		DAYS	932.22	660.67	322.00	247.67	389.87	86.00	611.50
		Monthly Average Between Rem & P	30.70	21.56	10.50	8.00	12.48	2.00	19.94
	Franklin	CLI_ID	13	0	7	0	33	0	53
		CLI_ID	8%	0%	11%	0%	10%	0%	8%
		AGE	13.00	0.00	17.00	0.00	18.00	0.00	18.00
		AGE	1.00	0.00	10.00	0.00	1.00	0.00	1.00
		AGE	6.00	0.00	13.71	0.00	9.03	0.00	8.91
		AGE	3.85	0.00	2.56	0.00	6.00	0.00	5.62
		DAYS	11,947.00	0.00	3,368.00	0.00	10,503.00	0.00	25,818.00
		DAYS	1,400.00	0.00	1,414.00	0.00	630.00	0.00	1,414.00
DAYS		511.00	0.00	29.00	0.00	77.00	0.00	29.00	
DAYS	919.00	0.00	481.14	0.00	318.27	0.00	487.13		
Monthly Average Between Rem & P	30.23	0.00	15.43	0.00	10.15	0.00	15.77		

			Adoption	Emancipation	Guardianship	Other	Reunification	Transfer	Total
Kansas City Metro	Johnson	CLI_ID	34	19	13	0	81	2	149
		CLI_ID	21%	27%	22%	0%	25%	16%	23%
		AGE	16.00	19.00	17.00	0.00	18.00	17.00	19.00
		AGE	0.00	16.00	2.00	0.00	0.00	15.00	0.00
		AGE	5.85	17.95	12.08	0.00	10.84	16.00	10.79
		AGE	4.40	0.52	4.75	0.00	5.98	1.41	6.18
		DAYS	31,487.00	14,323.00	8,171.00	0.00	20,281.00	735.00	74,997.00
		DAYS	2,582.00	1,904.00	1,540.00	0.00	1,414.00	623.00	2,582.00
		DAYS	259.00	148.00	224.00	0.00	0.00	112.00	0.00
		DAYS	926.09	753.84	628.54	0.00	250.38	367.50	503.34
	Monthly Average Between Rem & P	30.35	24.74	20.31	0.00	7.86	11.50	16.28	
	Leavenworth	CLI_ID	8	12	19	0	27	0	66
		CLI_ID	5%	17%	32%	0%	8%	0%	10%
		AGE	15.00	19.00	16.00	0.00	18.00	0.00	19.00
		AGE	1.00	18.00	3.00	0.00	0.00	0.00	0.00
		AGE	7.00	18.08	9.68	0.00	8.70	0.00	10.48
		AGE	4.99	0.29	4.49	0.00	6.76	0.00	6.34
		DAYS	8,129.00	13,158.00	7,427.00	0.00	5,509.00	0.00	34,223.00
		DAYS	1,322.00	5,564.00	777.00	0.00	1,276.00	0.00	5,564.00
		DAYS	664.00	101.00	77.00	0.00	2.00	0.00	2.00
		DAYS	1,016.13	1,096.50	390.89	0.00	204.04	0.00	518.53
	Monthly Average Between Rem & P	33.38	36.00	12.47	0.00	6.41	0.00	16.80	
	Miami	CLI_ID	3	6	2	1	50	1	63
		CLI_ID	1%	8%	3%	14%	15%	8%	10%
		AGE	18.00	18.00	17.00	18.00	18.00	17.00	18.00
		AGE	2.00	13.00	2.00	18.00	0.00	17.00	0.00
		AGE	11.00	17.00	9.50	18.00	8.70	17.00	9.90
		AGE	8.19	2.00	10.61	0.00	5.73	0.00	6.18
		DAYS	4,083.00	6,448.00	1,740.00	629.00	10,479.00	1,765.00	25,144.00
		DAYS	2,161.00	2,937.00	1,011.00	629.00	621.00	1,765.00	2,937.00
DAYS		913.00	223.00	729.00	629.00	1.00	1,765.00	1.00	
DAYS		1,361.00	1,074.67	870.00	629.00	209.58	1,765.00	399.11	
Monthly Average Between Rem & P	45.00	35.17	28.50	20.00	6.48	58.00	12.78		

			Adoption	Emancipation	Guardianship	Other	Reunification	Transfer	Total
Kansas City Metro	Wyandotte	CLI_ID	75	23	16	3	109	7	233
		CLI_ID	48%	33%	27%	42%	33%	58%	37%
		AGE	15.00	19.00	17.00	14.00	18.00	17.00	19.00
		AGE	1.00	18.00	1.00	0.00	0.00	14.00	0.00
		AGE	5.84	18.04	9.25	5.33	9.42	15.71	9.24
		AGE	3.99	0.21	5.56	7.57	5.68	1.11	5.96
		DAYS	74,644.00	33,239.00	8,863.00	929.00	31,740.00	9,308.00	#####
		DAYS	3,902.00	2,701.00	1,153.00	868.00	745.00	3,068.00	3,902.00
		DAYS	392.00	285.00	104.00	4.00	2.00	294.00	2.00
		DAYS	995.25	1,445.17	553.94	309.67	291.19	1,329.71	681.21
	Monthly Average Between Rem & P	32.76	47.83	18.13	9.67	9.29	43.71	22.30	
	Total	# of Children Whose OOHP Ended	156	69	59	7	323	12	626
		Reasons as Proportion of State Total	100%	100%	100%	100%	100%	100%	100%
		Max Age of Children	18.00	19.00	17.00	18.00	18.00	17.00	19.00
		Min Age of Children	0.00	13.00	1.00	0.00	0.00	2.00	0.00
		Average Age of Children	5.99	17.93	10.56	9.43	9.52	13.67	9.74
		StdDev Age	4.24	0.69	4.95	8.04	5.85	5.31	6.07
		Total Number of Days	151,731.00	73,114.00	30,213.00	2,301.00	87,479.00	11,980.00	356,818.00
		Max Days	3,902.00	5,564.00	1,540.00	868.00	1,414.00	3,068.00	5,564.00
	Min Days	259.00	101.00	29.00	3.00	0.00	86.00	0.00	
	Avg # of Days in Out of Home Placement	972.63	1,059.62	512.08	328.71	270.83	998.33	570.00	
	Avg # Months in Out of Home Placement	31.99	34.88	16.56	10.43	8.57	32.58	18.54	

Length of Out of Home Placement by SRS Region



			Adoption	Emancipation	Guardianship	Other	Reunification	Transfer	Total
Northeast	Atchison	CLI_ID	3	2	2	1	22	1	31
		CLI_ID	3%	3%	4%	4%	5%	4%	4%
		AGE	11.00	18.00	15.00	18.00	17.00	16.00	18.00
		AGE	7.00	18.00	4.00	18.00	0.00	16.00	0.00
		AGE	8.67	18.00	9.50	18.00	7.00	16.00	8.68
		AGE	2.08	0.00	7.78	0.00	6.12	0.00	6.41
		DAYS	6,709.00	2,281.00	722.00	764.00	2,644.00	406.00	13,526.00
		DAYS	2,659.00	1,259.00	573.00	764.00	332.00	406.00	2,659.00
		DAYS	1,391.00	1,022.00	149.00	764.00	14.00	406.00	14.00
		DAYS	2,236.33	1,140.50	361.00	764.00	120.18	406.00	436.32
	Monthly Average Between Rem & P	74.00	37.50	11.50	25.00	3.41	13.00	13.97	
	Brown	CLI_ID	0	5	1	0	7	1	14
		CLI_ID	0%	8%	2%	0%	1%	4%	2%
		AGE	0.00	18.00	12.00	0.00	17.00	16.00	18.00
		AGE	0.00	18.00	12.00	0.00	15.00	16.00	12.00
		AGE	0.00	18.00	12.00	0.00	15.71	16.00	16.29
		AGE	0.00	0.00	0.00	0.00	0.76	0.00	1.73
		DAYS	0.00	1,574.00	1,099.00	0.00	988.00	119.00	3,780.00
		DAYS	0.00	445.00	1,099.00	0.00	375.00	119.00	1,099.00
DAYS		0.00	255.00	1,099.00	0.00	10.00	119.00	10.00	
DAYS		0.00	314.80	1,099.00	0.00	141.14	119.00	270.00	
Monthly Average Between Rem & P	0.00	9.80	36.00	0.00	4.00	3.00	8.29		

			Adoption	Emancipation	Guardianship	Other	Reunification	Transfer	Total
Northeast	Clay	CLI_ID	0	2	0	0	10	0	12
		CLI_ID	0%	3%	0%	0%	2%	0%	1%
		AGE	0.00	18.00	0.00	0.00	15.00	0.00	18.00
		AGE	0.00	18.00	0.00	0.00	1.00	0.00	1.00
		AGE	0.00	18.00	0.00	0.00	7.50	0.00	9.25
		AGE	0.00	0.00	0.00	0.00	5.87	0.00	6.70
		DAYS	0.00	1,584.00	0.00	0.00	2,084.00	0.00	3,668.00
		DAYS	0.00	1,143.00	0.00	0.00	621.00	0.00	1,143.00
		DAYS	0.00	441.00	0.00	0.00	13.00	0.00	13.00
		DAYS	0.00	792.00	0.00	0.00	208.40	0.00	305.67
	Monthly Average Between Rem & P	0.00	26.00	0.00	0.00	6.40	0.00	9.67	
	Cloud	CLI_ID	2	1	2	1	15	0	21
		CLI_ID	2%	1%	4%	4%	3%	0%	3%
		AGE	6.00	17.00	16.00	1.00	18.00	0.00	18.00
		AGE	1.00	17.00	15.00	1.00	1.00	0.00	1.00
		AGE	3.50	17.00	15.50	1.00	8.80	0.00	8.95
		AGE	3.54	0.00	0.71	0.00	5.33	0.00	5.85
		DAYS	1,287.00	1,745.00	533.00	462.00	4,644.00	0.00	8,671.00
		DAYS	761.00	1,745.00	420.00	462.00	525.00	0.00	1,745.00
		DAYS	526.00	1,745.00	113.00	462.00	1.00	0.00	1.00
		DAYS	643.50	1,745.00	266.50	462.00	309.60	0.00	412.90
	Monthly Average Between Rem & P	21.00	58.00	8.50	15.00	9.87	0.00	13.33	
	Dickinson	CLI_ID	2	2	1	1	19	0	25
		CLI_ID	2%	3%	2%	4%	4%	0%	3%
		AGE	14.00	18.00	17.00	18.00	17.00	0.00	18.00
		AGE	3.00	18.00	17.00	18.00	2.00	0.00	2.00
		AGE	8.50	18.00	17.00	18.00	10.53	0.00	11.52
		AGE	7.78	0.00	0.00	0.00	5.21	0.00	5.56
		DAYS	1,692.00	2,074.00	294.00	159.00	5,025.00	0.00	9,244.00
		DAYS	924.00	1,590.00	294.00	159.00	520.00	0.00	1,590.00
DAYS		768.00	484.00	294.00	159.00	35.00	0.00	35.00	
DAYS		846.00	1,037.00	294.00	159.00	264.47	0.00	369.76	
Monthly Average Between Rem & P	27.50	34.50	9.00	5.00	8.42	0.00	11.92		

			Adoption	Emancipation	Guardianship	Other	Reunification	Transfer	Total
Northeast	Doniphan	CLI_ID	1	0	2	0	4	0	7
		CLI_ID	1%	0%	4%	0%	0%	0%	1%
		AGE	4.00	0.00	1.00	0.00	8.00	0.00	8.00
		AGE	4.00	0.00	1.00	0.00	3.00	0.00	1.00
		AGE	4.00	0.00	1.00	0.00	5.75	0.00	4.14
		AGE	0.00	0.00	0.00	0.00	2.06	0.00	2.67
		DAYS	1,101.00	0.00	826.00	0.00	1,367.00	0.00	3,294.00
		DAYS	1,101.00	0.00	469.00	0.00	449.00	0.00	1,101.00
		DAYS	1,101.00	0.00	357.00	0.00	20.00	0.00	20.00
		DAYS	1,101.00	0.00	413.00	0.00	341.75	0.00	470.57
	Monthly Average Between Rem & P	36.00	0.00	13.00	0.00	10.50	0.00	14.86	
	Ellsworth	CLI_ID	1	0	0	0	0	0	1
		CLI_ID	1%	0%	0%	0%	0%	0%	0%
		AGE	13.00	0.00	0.00	0.00	0.00	0.00	13.00
		AGE	13.00	0.00	0.00	0.00	0.00	0.00	13.00
		AGE	13.00	0.00	0.00	0.00	0.00	0.00	13.00
		AGE	0.00	0.00	0.00	0.00	0.00	0.00	0.00
		DAYS	41.00	0.00	0.00	0.00	0.00	0.00	41.00
		DAYS	41.00	0.00	0.00	0.00	0.00	0.00	41.00
		DAYS	41.00	0.00	0.00	0.00	0.00	0.00	41.00
		DAYS	41.00	0.00	0.00	0.00	0.00	0.00	41.00
	Monthly Average Between Rem & P	1.00	0.00	0.00	0.00	0.00	0.00	1.00	
	Geary	CLI_ID	9	5	1	1	28	1	45
		CLI_ID	9%	8%	2%	4%	6%	4%	6%
		AGE	15.00	18.00	12.00	14.00	18.00	16.00	18.00
		AGE	4.00	16.00	12.00	14.00	0.00	16.00	0.00
		AGE	7.00	17.40	12.00	14.00	10.93	16.00	11.07
		AGE	4.09	0.89	0.00	0.00	5.56	0.00	5.55
		DAYS	12,093.00	1,732.00	173.00	56.00	8,155.00	191.00	22,400.00
		DAYS	2,474.00	820.00	173.00	56.00	1,230.00	191.00	2,474.00
DAYS		953.00	49.00	173.00	56.00	6.00	191.00	6.00	
DAYS		1,343.67	346.40	173.00	56.00	291.25	191.00	497.78	
Monthly Average Between Rem & P	44.44	11.20	5.00	1.00	9.25	6.00	16.16		

			Adoption	Emancipation	Guardianship	Other	Reunification	Transfer	Total
Northeast	Jackson	CLI_ID	0	2	8	0	3	0	13
		CLI_ID	0%	3%	17%	0%	0%	0%	1%
		AGE	0.00	18.00	14.00	0.00	6.00	0.00	18.00
		AGE	0.00	18.00	1.00	0.00	1.00	0.00	1.00
		AGE	0.00	18.00	9.00	0.00	3.33	0.00	9.08
		AGE	0.00	0.00	4.44	0.00	2.52	0.00	5.84
		DAYS	0.00	3,114.00	3,995.00	0.00	491.00	0.00	7,600.00
		DAYS	0.00	2,568.00	686.00	0.00	245.00	0.00	2,568.00
		DAYS	0.00	546.00	84.00	0.00	1.00	0.00	1.00
		DAYS	0.00	1,557.00	499.38	0.00	163.67	0.00	584.62
	Monthly Average Between Rem & P	0.00	51.50	15.88	0.00	5.33	0.00	18.92	
	Jefferson	CLI_ID	0	0	1	0	9	0	10
		CLI_ID	0%	0%	2%	0%	2%	0%	1%
		AGE	0.00	0.00	15.00	0.00	18.00	0.00	18.00
		AGE	0.00	0.00	15.00	0.00	2.00	0.00	2.00
		AGE	0.00	0.00	15.00	0.00	9.00	0.00	9.60
		AGE	0.00	0.00	0.00	0.00	6.80	0.00	6.69
		DAYS	0.00	0.00	1,016.00	0.00	3,357.00	0.00	4,373.00
		DAYS	0.00	0.00	1,016.00	0.00	792.00	0.00	1,016.00
		DAYS	0.00	0.00	1,016.00	0.00	2.00	0.00	2.00
		DAYS	0.00	0.00	1,016.00	0.00	373.00	0.00	437.30
	Monthly Average Between Rem & P	0.00	0.00	33.00	0.00	12.11	0.00	14.20	
	Jewell	CLI_ID	0	0	0	0	1	0	1
		CLI_ID	0%	0%	0%	0%	0%	0%	0%
		AGE	0.00	0.00	0.00	0.00	15.00	0.00	15.00
		AGE	0.00	0.00	0.00	0.00	15.00	0.00	15.00
		AGE	0.00	0.00	0.00	0.00	15.00	0.00	15.00
		AGE	0.00	0.00	0.00	0.00	0.00	0.00	0.00
		DAYS	0.00	0.00	0.00	0.00	149.00	0.00	149.00
		DAYS	0.00	0.00	0.00	0.00	149.00	0.00	149.00
DAYS		0.00	0.00	0.00	0.00	149.00	0.00	149.00	
DAYS		0.00	0.00	0.00	0.00	149.00	0.00	149.00	
Monthly Average Between Rem & P	0.00	0.00	0.00	0.00	4.00	0.00	4.00		

			Adoption	Emancipation	Guardianship	Other	Reunification	Transfer	Total
Northeast	Lincoln	CLI_ID	0	0	2	0	3	0	5
		CLI_ID	0%	0%	4%	0%	0%	0%	0%
		AGE	0.00	0.00	10.00	0.00	10.00	0.00	10.00
		AGE	0.00	0.00	4.00	0.00	6.00	0.00	4.00
		AGE	0.00	0.00	7.00	0.00	8.00	0.00	7.60
		AGE	0.00	0.00	4.24	0.00	2.00	0.00	2.61
		DAYS	0.00	0.00	868.00	0.00	390.00	0.00	1,258.00
		DAYS	0.00	0.00	519.00	0.00	130.00	0.00	519.00
		DAYS	0.00	0.00	349.00	0.00	130.00	0.00	130.00
		DAYS	0.00	0.00	434.00	0.00	130.00	0.00	251.60
	Monthly Average Between Rem & P	0.00	0.00	14.00	0.00	4.00	0.00	8.00	
	Marshall	CLI_ID	1	0	0	0	20	2	23
		CLI_ID	1%	0%	0%	0%	4%	9%	3%
		AGE	1.00	0.00	0.00	0.00	17.00	14.00	17.00
		AGE	1.00	0.00	0.00	0.00	0.00	14.00	0.00
		AGE	1.00	0.00	0.00	0.00	9.65	14.00	9.65
		AGE	0.00	0.00	0.00	0.00	5.35	0.00	5.47
		DAYS	514.00	0.00	0.00	0.00	2,704.00	754.00	3,972.00
		DAYS	514.00	0.00	0.00	0.00	293.00	506.00	514.00
		DAYS	514.00	0.00	0.00	0.00	4.00	248.00	4.00
		DAYS	514.00	0.00	0.00	0.00	135.20	377.00	172.70
	Monthly Average Between Rem & P	17.00	0.00	0.00	0.00	4.00	12.00	5.26	
	Mitchell	CLI_ID	0	0	3	0	3	0	6
		CLI_ID	0%	0%	6%	0%	0%	0%	0%
		AGE	0.00	0.00	5.00	0.00	16.00	0.00	16.00
		AGE	0.00	0.00	1.00	0.00	13.00	0.00	1.00
		AGE	0.00	0.00	3.00	0.00	14.67	0.00	8.83
		AGE	0.00	0.00	2.00	0.00	1.53	0.00	6.59
		DAYS	0.00	0.00	768.00	0.00	351.00	0.00	1,119.00
		DAYS	0.00	0.00	256.00	0.00	124.00	0.00	256.00
DAYS		0.00	0.00	256.00	0.00	111.00	0.00	111.00	
DAYS		0.00	0.00	256.00	0.00	117.00	0.00	186.50	
Monthly Average Between Rem & P	0.00	0.00	8.00	0.00	3.33	0.00	5.67		

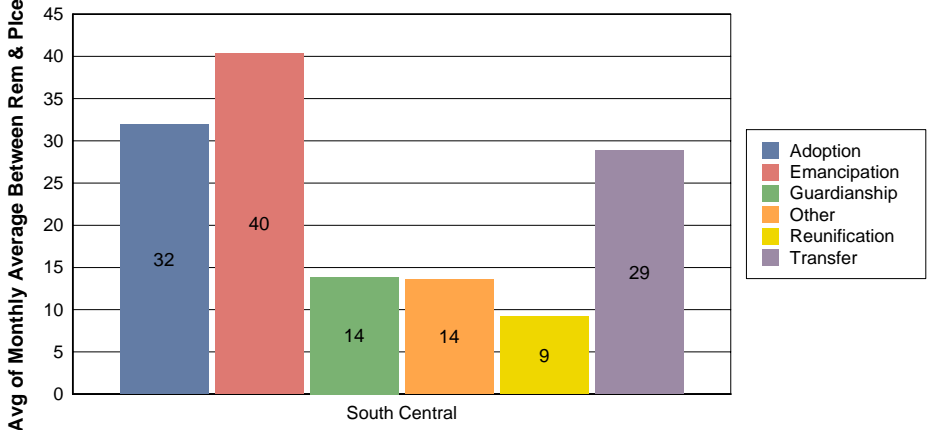
			Adoption	Emancipation	Guardianship	Other	Reunification	Transfer	Total
Northeast	Nemaha	CLI_ID	1	1	0	1	4	0	7
		CLI_ID	1%	1%	0%	4%	0%	0%	1%
		AGE	1.00	18.00	0.00	2.00	17.00	0.00	18.00
		AGE	1.00	18.00	0.00	2.00	1.00	0.00	1.00
		AGE	1.00	18.00	0.00	2.00	6.25	0.00	6.57
		AGE	0.00	0.00	0.00	0.00	7.27	0.00	7.55
		DAYS	385.00	1,217.00	0.00	44.00	1,707.00	0.00	3,353.00
		DAYS	385.00	1,217.00	0.00	44.00	489.00	0.00	1,217.00
		DAYS	385.00	1,217.00	0.00	44.00	240.00	0.00	44.00
		DAYS	385.00	1,217.00	0.00	44.00	426.75	0.00	479.00
	Monthly Average Between Rem & P	12.00	40.00	0.00	1.00	14.00	0.00	15.57	
	Osage	CLI_ID	10	2	2	2	11	0	27
		CLI_ID	10%	3%	4%	8%	2%	0%	3%
		AGE	14.00	18.00	15.00	18.00	15.00	0.00	18.00
		AGE	1.00	18.00	14.00	18.00	1.00	0.00	1.00
		AGE	6.50	18.00	14.50	18.00	8.91	0.00	9.78
		AGE	3.89	0.00	0.71	0.00	4.06	0.00	5.31
		DAYS	10,740.00	2,817.00	709.00	3,447.00	3,168.00	0.00	20,881.00
		DAYS	2,287.00	2,560.00	595.00	2,216.00	994.00	0.00	2,560.00
		DAYS	600.00	257.00	114.00	1,231.00	21.00	0.00	21.00
		DAYS	1,074.00	1,408.50	354.50	1,723.50	288.00	0.00	773.37
	Monthly Average Between Rem & P	35.60	46.50	11.00	57.00	9.09	0.00	25.37	
	Ottawa	CLI_ID	0	1	0	0	3	0	4
		CLI_ID	0%	1%	0%	0%	0%	0%	0%
		AGE	0.00	18.00	0.00	0.00	12.00	0.00	18.00
		AGE	0.00	18.00	0.00	0.00	2.00	0.00	2.00
		AGE	0.00	18.00	0.00	0.00	6.00	0.00	9.00
		AGE	0.00	0.00	0.00	0.00	5.29	0.00	7.39
		DAYS	0.00	847.00	0.00	0.00	86.00	0.00	933.00
		DAYS	0.00	847.00	0.00	0.00	76.00	0.00	847.00
DAYS		0.00	847.00	0.00	0.00	5.00	0.00	5.00	
DAYS		0.00	847.00	0.00	0.00	28.67	0.00	233.25	
Monthly Average Between Rem & P	0.00	28.00	0.00	0.00	0.67	0.00	7.50		

			Adoption	Emancipation	Guardianship	Other	Reunification	Transfer	Total
Northeast	Pottawatomie	CLI_ID	1	2	2	2	7	1	15
		CLI_ID	1%	3%	4%	8%	1%	4%	2%
		AGE	4.00	18.00	17.00	16.00	17.00	17.00	18.00
		AGE	4.00	18.00	2.00	15.00	0.00	17.00	0.00
		AGE	4.00	18.00	9.50	15.50	8.86	17.00	11.27
		AGE	0.00	0.00	10.61	0.71	6.77	0.00	6.80
		DAYS	329.00	1,101.00	1,009.00	4.00	973.00	67.00	3,483.00
		DAYS	329.00	812.00	644.00	2.00	365.00	67.00	812.00
		DAYS	329.00	289.00	365.00	2.00	30.00	67.00	2.00
		DAYS	329.00	550.50	504.50	2.00	139.00	67.00	232.20
	Monthly Average Between Rem & P	10.00	18.00	16.50	0.00	4.14	2.00	7.33	
	Republic	CLI_ID	0	0	0	0	1	1	2
		CLI_ID	0%	0%	0%	0%	0%	4%	0%
		AGE	0.00	0.00	0.00	0.00	11.00	15.00	15.00
		AGE	0.00	0.00	0.00	0.00	11.00	15.00	11.00
		AGE	0.00	0.00	0.00	0.00	11.00	15.00	13.00
		AGE	0.00	0.00	0.00	0.00	0.00	0.00	2.83
		DAYS	0.00	0.00	0.00	0.00	130.00	52.00	182.00
		DAYS	0.00	0.00	0.00	0.00	130.00	52.00	130.00
		DAYS	0.00	0.00	0.00	0.00	130.00	52.00	52.00
		DAYS	0.00	0.00	0.00	0.00	130.00	52.00	91.00
	Monthly Average Between Rem & P	0.00	0.00	0.00	0.00	4.00	1.00	2.50	
	Riley	CLI_ID	9	2	3	2	27	0	43
		CLI_ID	9%	3%	6%	8%	6%	0%	6%
		AGE	12.00	18.00	15.00	15.00	17.00	0.00	18.00
		AGE	1.00	17.00	9.00	8.00	0.00	0.00	0.00
		AGE	5.22	17.50	12.00	11.50	7.93	0.00	8.26
		AGE	3.90	0.71	3.00	4.95	5.67	0.00	5.61
		DAYS	8,871.00	454.00	1,640.00	6.00	8,138.00	0.00	19,109.00
		DAYS	1,704.00	323.00	589.00	3.00	779.00	0.00	1,704.00
DAYS		445.00	131.00	462.00	3.00	1.00	0.00	1.00	
DAYS		985.67	227.00	546.67	3.00	301.41	0.00	444.40	
Monthly Average Between Rem & P	32.22	7.00	17.67	0.00	9.63	0.00	14.35		

			Adoption	Emancipation	Guardianship	Other	Reunification	Transfer	Total
Northeast	Saline	CLI_ID	7	5	3	5	27	4	51
		CLI_ID	7%	8%	6%	21%	6%	19%	7%
		AGE	17.00	18.00	16.00	18.00	18.00	15.00	18.00
		AGE	2.00	17.00	4.00	12.00	2.00	5.00	2.00
		AGE	5.14	17.80	11.67	15.80	11.63	10.50	11.67
		AGE	5.43	0.45	6.66	2.49	4.71	5.26	5.53
		DAYS	6,794.00	4,324.00	1,722.00	5,267.00	11,480.00	138.00	29,725.00
		DAYS	1,317.00	2,345.00	722.00	2,863.00	2,967.00	54.00	2,967.00
		DAYS	697.00	114.00	482.00	5.00	1.00	28.00	1.00
		DAYS	970.57	864.80	574.00	1,053.40	425.19	34.50	582.84
	Monthly Average Between Rem & P	31.71	28.40	19.00	34.80	13.78	0.25	18.98	
	Shawnee	CLI_ID	51	28	12	7	209	10	317
		CLI_ID	52%	45%	26%	30%	48%	47%	46%
		AGE	15.00	18.00	17.00	18.00	27.00	18.00	27.00
		AGE	1.00	17.00	3.00	0.00	0.00	15.00	0.00
		AGE	6.84	17.96	10.42	10.29	7.91	16.50	9.04
		AGE	3.66	0.19	5.53	7.80	5.99	0.97	6.21
		DAYS	67,194.00	26,096.00	12,367.00	4,109.00	79,672.00	9,677.00	#####
		DAYS	2,191.00	3,583.00	2,871.00	1,434.00	3,180.00	2,503.00	3,583.00
		DAYS	232.00	68.00	525.00	6.00	1.00	105.00	1.00
		DAYS	1,317.53	932.00	1,030.58	587.00	381.21	967.70	628.12
	Monthly Average Between Rem & P	43.41	30.57	33.92	19.14	12.24	31.80	20.46	
	Washington	CLI_ID	0	1	0	0	0	0	1
		CLI_ID	0%	1%	0%	0%	0%	0%	0%
		AGE	0.00	18.00	0.00	0.00	0.00	0.00	18.00
		AGE	0.00	18.00	0.00	0.00	0.00	0.00	18.00
		AGE	0.00	18.00	0.00	0.00	0.00	0.00	18.00
AGE		0.00	0.00	0.00	0.00	0.00	0.00	0.00	
DAYS		0.00	779.00	0.00	0.00	0.00	0.00	779.00	
DAYS		0.00	779.00	0.00	0.00	0.00	0.00	779.00	
DAYS		0.00	779.00	0.00	0.00	0.00	0.00	779.00	
DAYS		0.00	779.00	0.00	0.00	0.00	0.00	779.00	
Monthly Average Between Rem & P	0.00	25.00	0.00	0.00	0.00	0.00	25.00		

			Adoption	Emancipation	Guardianship	Other	Reunification	Transfer	Total	
Northeast	Total	# of Children Whose OOHP Ended	98	61	45	23	433	21	681	
		Reasons as Proportion of State Total	100%	100%	100%	100%	100%	100%	100%	100%
		Max Age of Children	17.00	18.00	17.00	18.00	27.00	18.00	27.00	
		Min Age of Children	1.00	16.00	1.00	0.00	0.00	5.00	0.00	
		Average Age of Children	6.46	17.89	9.93	12.78	8.69	15.00	9.61	
		StdDev Age	3.95	0.37	5.48	6.35	5.82	3.19	6.06	
		Total Number of Days	117,750.00	51,739.00	27,741.00	14,318.00	137,703.00	11,404.00	360,655.00	
		Max Days	2,659.00	3,583.00	2,871.00	2,863.00	3,180.00	2,503.00	3,583.00	
		Min Days	41.00	49.00	84.00	2.00	1.00	28.00	1.00	
		Avg # of Days in Out of Home Placement	1,201.53	848.18	616.47	622.52	318.02	543.05	529.60	
		Avg # Months in Out of Home Placement	39.56	27.80	20.00	20.39	10.13	17.52	17.18	

Length of Out of Home Placement by SRS Region



			Adoption	Emancipation	Guardianship	Other	Reunification	Transfer	Total
South Central	Butler	CLI_ID	4	4	5	0	28	2	43
		CLI_ID	4%	6%	31%	0%	10%	25%	9%
		AGE	11.00	18.00	17.00	0.00	17.00	17.00	18.00
		AGE	0.00	18.00	6.00	0.00	3.00	16.00	0.00
		AGE	4.00	18.00	13.40	0.00	13.29	16.50	13.02
		AGE	4.83	0.00	4.28	0.00	3.63	0.71	4.76
		DAYS	2,829.00	3,343.00	1,987.00	0.00	4,516.00	1,220.00	13,895.00
		DAYS	1,829.00	1,062.00	614.00	0.00	456.00	847.00	1,829.00
		DAYS	182.00	654.00	297.00	0.00	7.00	373.00	7.00
		DAYS	707.25	835.75	397.40	0.00	161.29	610.00	323.14
	Monthly Average Between Rem & P	23.00	27.25	12.80	0.00	4.93	20.00	10.30	
	Chase	CLI_ID	0	0	0	0	6	0	6
		CLI_ID	0%	0%	0%	0%	2%	0%	1%
		AGE	0.00	0.00	0.00	0.00	14.00	0.00	14.00
		AGE	0.00	0.00	0.00	0.00	4.00	0.00	4.00
		AGE	0.00	0.00	0.00	0.00	10.00	0.00	10.00
		AGE	0.00	0.00	0.00	0.00	3.52	0.00	3.52
		DAYS	0.00	0.00	0.00	0.00	1,495.00	0.00	1,495.00
		DAYS	0.00	0.00	0.00	0.00	1,358.00	0.00	1,358.00
		DAYS	0.00	0.00	0.00	0.00	1.00	0.00	1.00
DAYS		0.00	0.00	0.00	0.00	249.17	0.00	249.17	
Monthly Average Between Rem & P	0.00	0.00	0.00	0.00	8.17	0.00	8.17		

			Adoption	Emancipation	Guardianship	Other	Reunification	Transfer	Total
South Central	Chautauqua	CLI_ID	4	0	0	0	5	0	9
		CLI_ID	4%	0%	0%	0%	1%	0%	2%
		AGE	14.00	0.00	0.00	0.00	17.00	0.00	17.00
		AGE	6.00	0.00	0.00	0.00	0.00	0.00	0.00
		AGE	9.75	0.00	0.00	0.00	10.80	0.00	10.33
		AGE	4.35	0.00	0.00	0.00	7.46	0.00	5.94
		DAYS	6,176.00	0.00	0.00	0.00	1,395.00	0.00	7,571.00
		DAYS	1,544.00	0.00	0.00	0.00	364.00	0.00	1,544.00
		DAYS	1,544.00	0.00	0.00	0.00	112.00	0.00	112.00
		DAYS	1,544.00	0.00	0.00	0.00	279.00	0.00	841.22
	Monthly Average Between Rem & P	51.00	0.00	0.00	0.00	8.80	0.00	27.56	
	Coffey	CLI_ID	0	1	0	0	2	0	3
		CLI_ID	0%	1%	0%	0%	0%	0%	0%
		AGE	0.00	18.00	0.00	0.00	16.00	0.00	18.00
		AGE	0.00	18.00	0.00	0.00	9.00	0.00	9.00
		AGE	0.00	18.00	0.00	0.00	12.50	0.00	14.33
		AGE	0.00	0.00	0.00	0.00	4.95	0.00	4.73
		DAYS	0.00	263.00	0.00	0.00	63.00	0.00	326.00
		DAYS	0.00	263.00	0.00	0.00	42.00	0.00	263.00
		DAYS	0.00	263.00	0.00	0.00	21.00	0.00	21.00
		DAYS	0.00	263.00	0.00	0.00	31.50	0.00	108.67
	Monthly Average Between Rem & P	0.00	8.00	0.00	0.00	0.50	0.00	3.00	
	Cowley	CLI_ID	8	10	2	2	27	2	51
		CLI_ID	8%	16%	12%	40%	10%	25%	11%
		AGE	14.00	18.00	14.00	18.00	18.00	16.00	18.00
		AGE	1.00	18.00	3.00	18.00	0.00	15.00	0.00
		AGE	5.63	18.00	8.50	18.00	10.11	15.50	11.41
		AGE	4.47	0.00	7.78	0.00	6.34	0.71	6.53
		DAYS	9,373.00	9,846.00	753.00	1,421.00	6,962.00	423.00	28,778.00
		DAYS	2,460.00	3,292.00	418.00	953.00	1,041.00	403.00	3,292.00
DAYS		360.00	21.00	335.00	468.00	1.00	20.00	1.00	
DAYS		1,171.63	984.60	376.50	710.50	257.85	211.50	564.27	
Monthly Average Between Rem & P	38.63	32.20	12.00	23.00	8.11	6.50	18.29		

			Adoption	Emancipation	Guardianship	Other	Reunification	Transfer	Total
South Central	Elk	CLI_ID	0	0	0	0	2	0	2
		CLI_ID	0%	0%	0%	0%	0%	0%	0%
		AGE	0.00	0.00	0.00	0.00	16.00	0.00	16.00
		AGE	0.00	0.00	0.00	0.00	16.00	0.00	16.00
		AGE	0.00	0.00	0.00	0.00	16.00	0.00	16.00
		AGE	0.00	0.00	0.00	0.00	0.00	0.00	0.00
		DAYS	0.00	0.00	0.00	0.00	343.00	0.00	343.00
		DAYS	0.00	0.00	0.00	0.00	175.00	0.00	175.00
		DAYS	0.00	0.00	0.00	0.00	168.00	0.00	168.00
		DAYS	0.00	0.00	0.00	0.00	171.50	0.00	171.50
	Monthly Average Between Rem & P	0.00	0.00	0.00	0.00	5.00	0.00	5.00	
	Greenwood	CLI_ID	3	1	1	0	6	0	11
		CLI_ID	3%	1%	6%	0%	2%	0%	2%
		AGE	8.00	18.00	17.00	0.00	16.00	0.00	18.00
		AGE	3.00	18.00	17.00	0.00	4.00	0.00	3.00
		AGE	5.67	18.00	17.00	0.00	12.33	0.00	11.45
		AGE	2.52	0.00	0.00	0.00	4.59	0.00	5.45
		DAYS	3,165.00	3,178.00	211.00	0.00	1,485.00	0.00	8,039.00
		DAYS	1,055.00	3,178.00	211.00	0.00	1,006.00	0.00	3,178.00
		DAYS	1,055.00	3,178.00	211.00	0.00	8.00	0.00	8.00
		DAYS	1,055.00	3,178.00	211.00	0.00	247.50	0.00	730.82
	Monthly Average Between Rem & P	35.00	105.00	7.00	0.00	7.83	0.00	24.00	
	Harper	CLI_ID	0	1	0	0	3	0	4
		CLI_ID	0%	1%	0%	0%	1%	0%	0%
		AGE	0.00	18.00	0.00	0.00	16.00	0.00	18.00
		AGE	0.00	18.00	0.00	0.00	11.00	0.00	11.00
		AGE	0.00	18.00	0.00	0.00	14.00	0.00	15.00
		AGE	0.00	0.00	0.00	0.00	2.65	0.00	2.94
		DAYS	0.00	3,480.00	0.00	0.00	1,984.00	0.00	5,464.00
		DAYS	0.00	3,480.00	0.00	0.00	806.00	0.00	3,480.00
DAYS		0.00	3,480.00	0.00	0.00	505.00	0.00	505.00	
DAYS		0.00	3,480.00	0.00	0.00	661.33	0.00	1,366.00	
Monthly Average Between Rem & P	0.00	116.00	0.00	0.00	21.33	0.00	45.00		

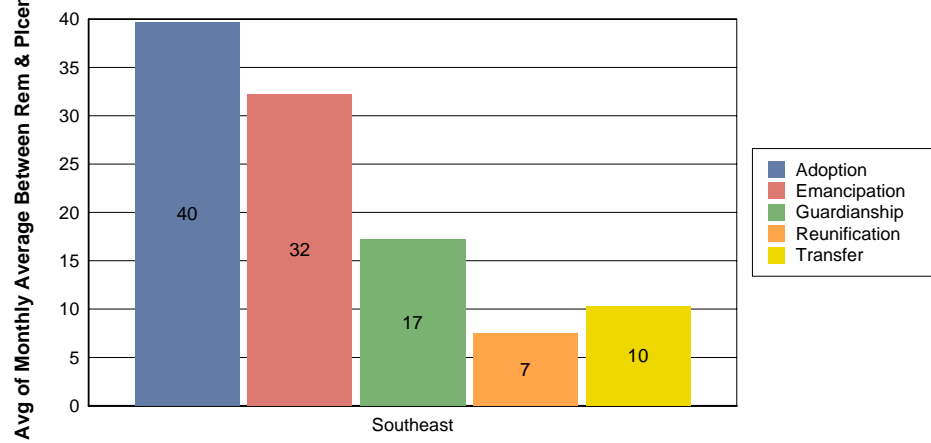
			Adoption	Emancipation	Guardianship	Other	Reunification	Transfer	Total
South Central	Harvey	CLI_ID	5	3	0	2	25	1	36
		CLI_ID	5%	5%	0%	40%	9%	12%	8%
		AGE	14.00	18.00	0.00	16.00	18.00	17.00	18.00
		AGE	7.00	18.00	0.00	13.00	0.00	17.00	0.00
		AGE	10.60	18.00	0.00	14.50	9.36	17.00	10.75
		AGE	2.61	0.00	0.00	2.12	5.83	0.00	5.66
		DAYS	6,916.00	2,709.00	0.00	272.00	6,008.00	551.00	16,456.00
		DAYS	1,825.00	1,448.00	0.00	136.00	424.00	551.00	1,825.00
		DAYS	662.00	368.00	0.00	136.00	5.00	551.00	5.00
		DAYS	1,383.20	903.00	0.00	136.00	240.32	551.00	457.11
	Monthly Average Between Rem & P	45.80	29.67	0.00	4.00	7.40	18.00	14.69	
	Kingman	CLI_ID	0	1	0	0	3	0	4
		CLI_ID	0%	1%	0%	0%	1%	0%	0%
		AGE	0.00	18.00	0.00	0.00	17.00	0.00	18.00
		AGE	0.00	18.00	0.00	0.00	1.00	0.00	1.00
		AGE	0.00	18.00	0.00	0.00	11.00	0.00	12.75
		AGE	0.00	0.00	0.00	0.00	8.72	0.00	7.93
		DAYS	0.00	736.00	0.00	0.00	876.00	0.00	1,612.00
		DAYS	0.00	736.00	0.00	0.00	428.00	0.00	736.00
		DAYS	0.00	736.00	0.00	0.00	154.00	0.00	154.00
		DAYS	0.00	736.00	0.00	0.00	292.00	0.00	403.00
	Monthly Average Between Rem & P	0.00	24.00	0.00	0.00	9.33	0.00	13.00	
	Lyon	CLI_ID	8	5	1	0	32	0	46
		CLI_ID	8%	8%	6%	0%	11%	0%	10%
		AGE	10.00	21.00	16.00	0.00	18.00	0.00	21.00
		AGE	2.00	18.00	16.00	0.00	1.00	0.00	1.00
		AGE	4.75	18.60	16.00	0.00	10.13	0.00	10.24
		AGE	3.06	1.34	0.00	0.00	5.27	0.00	5.88
		DAYS	6,822.00	11,824.00	659.00	0.00	9,298.00	0.00	28,603.00
		DAYS	1,181.00	4,048.00	659.00	0.00	1,318.00	0.00	4,048.00
DAYS		713.00	478.00	659.00	0.00	8.00	0.00	8.00	
DAYS		852.75	2,364.80	659.00	0.00	290.56	0.00	621.80	
Monthly Average Between Rem & P	27.75	78.40	21.00	0.00	9.16	0.00	20.17		

			Adoption	Emancipation	Guardianship	Other	Reunification	Transfer	Total
South Central	Marion	CLI_ID	4	2	0	0	8	1	15
		CLI_ID	4%	3%	0%	0%	2%	12%	3%
		AGE	10.00	18.00	0.00	0.00	17.00	13.00	18.00
		AGE	3.00	17.00	0.00	0.00	0.00	13.00	0.00
		AGE	6.75	17.50	0.00	0.00	10.63	13.00	10.67
		AGE	2.99	0.71	0.00	0.00	6.50	0.00	5.88
		DAYS	3,354.00	1,002.00	0.00	0.00	2,302.00	885.00	7,543.00
		DAYS	856.00	838.00	0.00	0.00	774.00	885.00	885.00
		DAYS	786.00	164.00	0.00	0.00	104.00	885.00	104.00
		DAYS	838.50	501.00	0.00	0.00	287.75	885.00	502.87
	Monthly Average Between Rem & P	27.50	16.00	0.00	0.00	9.25	29.00	16.33	
	Mcperson	CLI_ID	2	2	1	0	9	0	14
		CLI_ID	2%	3%	6%	0%	3%	0%	3%
		AGE	11.00	18.00	15.00	0.00	17.00	0.00	18.00
		AGE	2.00	16.00	15.00	0.00	1.00	0.00	1.00
		AGE	6.50	17.00	15.00	0.00	10.67	0.00	11.29
		AGE	6.36	1.41	0.00	0.00	6.58	0.00	6.31
		DAYS	2,460.00	1,105.00	1,028.00	0.00	2,036.00	0.00	6,629.00
		DAYS	1,817.00	736.00	1,028.00	0.00	599.00	0.00	1,817.00
		DAYS	643.00	369.00	1,028.00	0.00	26.00	0.00	26.00
		DAYS	1,230.00	552.50	1,028.00	0.00	226.22	0.00	473.50
	Monthly Average Between Rem & P	40.50	18.00	34.00	0.00	6.89	0.00	15.21	
	Morris	CLI_ID	1	0	0	0	6	0	7
		CLI_ID	1%	0%	0%	0%	2%	0%	1%
		AGE	3.00	0.00	0.00	0.00	16.00	0.00	16.00
		AGE	3.00	0.00	0.00	0.00	2.00	0.00	2.00
		AGE	3.00	0.00	0.00	0.00	8.33	0.00	7.57
		AGE	0.00	0.00	0.00	0.00	6.22	0.00	6.02
		DAYS	860.00	0.00	0.00	0.00	401.00	0.00	1,261.00
		DAYS	860.00	0.00	0.00	0.00	126.00	0.00	860.00
DAYS		860.00	0.00	0.00	0.00	7.00	0.00	7.00	
DAYS		860.00	0.00	0.00	0.00	66.83	0.00	180.14	
Monthly Average Between Rem & P	28.00	0.00	0.00	0.00	1.83	0.00	5.57		

			Adoption	Emancipation	Guardianship	Other	Reunification	Transfer	Total
South Central	Reno	CLI_ID	46	19	6	1	71	2	145
		CLI_ID	50%	31%	37%	20%	26%	25%	32%
		AGE	17.00	18.00	18.00	15.00	17.00	18.00	18.00
		AGE	1.00	16.00	8.00	15.00	0.00	16.00	0.00
		AGE	5.02	17.89	12.33	15.00	9.61	17.00	9.49
		AGE	4.13	0.46	3.93	0.00	5.53	1.41	6.15
		DAYS	38,945.00	20,661.00	2,261.00	421.00	25,555.00	3,969.00	91,812.00
		DAYS	2,352.00	2,847.00	1,037.00	421.00	1,589.00	3,198.00	3,198.00
		DAYS	10.00	84.00	126.00	421.00	15.00	771.00	10.00
		DAYS	846.63	1,087.42	376.83	421.00	359.93	1,984.50	633.19
	Monthly Average Between Rem & P	27.76	35.79	12.00	14.00	11.48	65.50	20.61	
	Rice	CLI_ID	1	2	0	0	4	0	7
		CLI_ID	1%	3%	0%	0%	1%	0%	1%
		AGE	4.00	18.00	0.00	0.00	17.00	0.00	18.00
		AGE	4.00	17.00	0.00	0.00	7.00	0.00	4.00
		AGE	4.00	17.50	0.00	0.00	14.25	0.00	13.71
		AGE	0.00	0.71	0.00	0.00	4.86	0.00	5.71
		DAYS	1,245.00	2,464.00	0.00	0.00	1,950.00	0.00	5,659.00
		DAYS	1,245.00	2,380.00	0.00	0.00	770.00	0.00	2,380.00
		DAYS	1,245.00	84.00	0.00	0.00	87.00	0.00	84.00
		DAYS	1,245.00	1,232.00	0.00	0.00	487.50	0.00	808.43
	Monthly Average Between Rem & P	41.00	40.50	0.00	0.00	15.75	0.00	26.43	
	Sumner	CLI_ID	5	9	0	0	32	0	46
		CLI_ID	5%	15%	0%	0%	11%	0%	10%
		AGE	17.00	18.00	0.00	0.00	17.00	0.00	18.00
		AGE	6.00	18.00	0.00	0.00	1.00	0.00	1.00
		AGE	10.00	18.00	0.00	0.00	10.28	0.00	11.76
		AGE	4.36	0.00	0.00	0.00	5.14	0.00	5.44
		DAYS	6,139.00	12,930.00	0.00	0.00	11,718.00	0.00	30,787.00
		DAYS	1,932.00	3,919.00	0.00	0.00	1,200.00	0.00	3,919.00
DAYS		756.00	402.00	0.00	0.00	2.00	0.00	2.00	
DAYS		1,227.80	1,436.67	0.00	0.00	366.19	0.00	669.28	
Monthly Average Between Rem & P	40.60	47.22	0.00	0.00	11.69	0.00	21.78		

			Adoption	Emancipation	Guardianship	Other	Reunification	Transfer	Total	
South Central	Total	# of Children Whose OOHP Ended	91	60	16	5	269	8	449	
		Reasons as Proportion of State Total	100%	100%	100%	100%	100%	100%	100%	100%
		Max Age of Children	17.00	21.00	18.00	18.00	18.00	18.00	18.00	21.00
		Min Age of Children	0.00	16.00	3.00	13.00	0.00	13.00	0.00	0.00
		Average Age of Children	5.89	17.95	12.88	16.00	10.49	16.00	10.80	10.80
		StdDev Age	4.23	0.57	4.35	2.12	5.48	1.51	5.92	5.92
		Total Number of Days	88,284.00	73,541.00	6,899.00	2,114.00	78,387.00	7,048.00	256,273.00	4,048.00
		Max Days	2,460.00	4,048.00	1,037.00	953.00	1,589.00	3,198.00	4,048.00	1.00
		Min Days	10.00	21.00	126.00	136.00	1.00	20.00	1.00	1.00
		Avg # of Days in Out of Home Placement	970.15	1,225.68	431.19	422.80	291.40	881.00	570.76	570.76
		Avg # Months in Out of Home Placement	31.88	40.32	13.88	13.60	9.21	28.88	18.53	18.53

Length of Out of Home Placement by SRS Region



			Adoption	Emancipation	Guardianship	Reunification	Transfer	Total
Southeast	Allen	CLI_ID	1	1	1	22	0	25
		CLI_ID	2%	3%	2%	8%	0%	6%
		AGE	3.00	17.00	2.00	16.00	0.00	17.00
		AGE	3.00	17.00	2.00	1.00	0.00	1.00
		AGE	3.00	17.00	2.00	8.73	0.00	8.56
		AGE	0.00	0.00	0.00	5.19	0.00	5.45
		DAYS	930.00	593.00	710.00	5,158.00	0.00	7,391.00
		DAYS	930.00	593.00	710.00	555.00	0.00	930.00
		DAYS	930.00	593.00	710.00	2.00	0.00	2.00
		DAYS	930.00	593.00	710.00	234.45	0.00	295.64
	Monthly Average Between Rem & P	31.00	19.00	23.00	7.36	0.00	9.40	
	Anderson	CLI_ID	0	1	0	6	1	8
		CLI_ID	0%	3%	0%	2%	11%	2%
		AGE	0.00	18.00	0.00	16.00	14.00	18.00
		AGE	0.00	18.00	0.00	3.00	14.00	3.00
		AGE	0.00	18.00	0.00	8.33	14.00	10.25
		AGE	0.00	0.00	0.00	6.12	0.00	6.36
		DAYS	0.00	142.00	0.00	1,750.00	247.00	2,139.00
		DAYS	0.00	142.00	0.00	1,029.00	247.00	1,029.00
		DAYS	0.00	142.00	0.00	7.00	247.00	7.00
DAYS		0.00	142.00	0.00	291.67	247.00	267.38	
Monthly Average Between Rem & P	0.00	4.00	0.00	9.33	8.00	8.50		

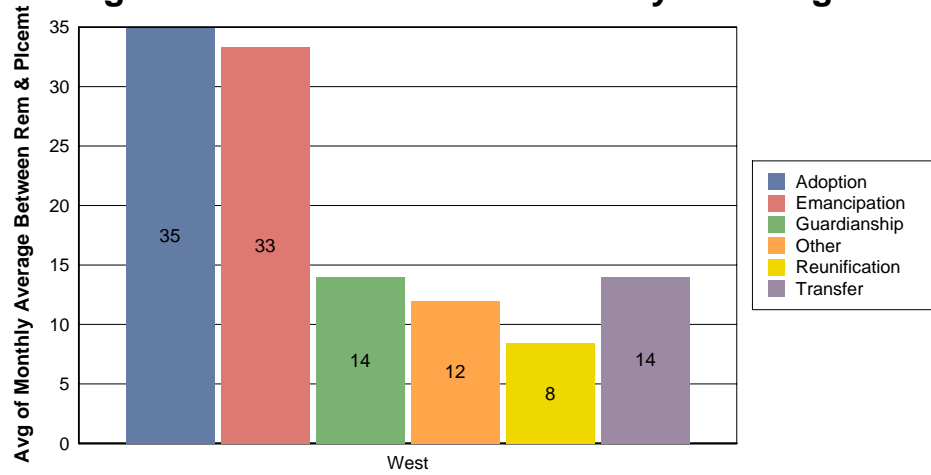
			Adoption	Emancipation	Guardianship	Reunification	Transfer	Total
Southeast	Bourbon	CLI_ID	6	4	14	42	0	66
		CLI_ID	16%	13%	28%	16%	0%	17%
		AGE	4.00	18.00	17.00	17.00	0.00	18.00
		AGE	2.00	17.00	3.00	0.00	0.00	0.00
		AGE	3.17	17.75	12.14	9.38	0.00	9.91
		AGE	0.98	0.50	4.22	5.91	0.00	5.91
		DAYS	6,037.00	2,915.00	5,404.00	5,668.00	0.00	20,024.00
		DAYS	1,445.00	1,222.00	814.00	438.00	0.00	1,445.00
		DAYS	675.00	288.00	36.00	3.00	0.00	3.00
		DAYS	1,006.17	728.75	386.00	134.95	0.00	303.39
	Monthly Average Between Rem & P	33.17	23.75	12.43	3.88	0.00	9.56	
	Cherokee	CLI_ID	3	2	2	18	0	25
		CLI_ID	8%	6%	4%	7%	0%	6%
		AGE	9.00	18.00	14.00	17.00	0.00	18.00
		AGE	6.00	18.00	13.00	4.00	0.00	4.00
		AGE	7.33	18.00	13.50	11.33	0.00	11.56
		AGE	1.53	0.00	0.71	4.42	0.00	4.48
		DAYS	4,803.00	3,714.00	1,366.00	6,060.00	0.00	15,943.00
		DAYS	1,601.00	2,505.00	840.00	1,043.00	0.00	2,505.00
		DAYS	1,601.00	1,209.00	526.00	35.00	0.00	35.00
		DAYS	1,601.00	1,857.00	683.00	336.67	0.00	637.72
	Monthly Average Between Rem & P	53.00	61.50	22.50	10.78	0.00	20.84	
	Crawford	CLI_ID	8	6	7	77	3	101
		CLI_ID	21%	20%	14%	30%	33%	26%
		AGE	10.00	18.00	18.00	17.00	16.00	18.00
		AGE	0.00	18.00	6.00	0.00	13.00	0.00
		AGE	6.00	18.00	12.86	8.96	15.00	9.71
AGE		3.42	0.00	4.49	5.54	1.73	5.71	
DAYS		10,365.00	4,795.00	4,076.00	17,476.00	1,169.00	37,881.00	
DAYS		1,744.00	2,331.00	1,111.00	917.00	455.00	2,331.00	
DAYS		180.00	144.00	105.00	1.00	343.00	1.00	
DAYS		1,295.63	799.17	582.29	226.96	389.67	375.06	
Monthly Average Between Rem & P	42.88	26.00	19.14	7.01	12.67	11.99		

			Adoption	Emancipation	Guardianship	Reunification	Transfer	Total
Southeast	Labette	CLI_ID	3	3	5	31	1	43
		CLI_ID	8%	10%	10%	12%	11%	11%
		AGE	8.00	18.00	17.00	17.00	13.00	18.00
		AGE	0.00	17.00	11.00	0.00	13.00	0.00
		AGE	5.00	17.67	15.00	9.58	13.00	10.53
		AGE	4.36	0.58	2.35	6.71	0.00	6.53
		DAYS	2,827.00	2,303.00	3,773.00	5,468.00	31.00	14,402.00
		DAYS	1,836.00	1,559.00	2,510.00	621.00	31.00	2,510.00
		DAYS	70.00	357.00	78.00	0.00	31.00	0.00
		DAYS	942.33	767.67	754.60	176.39	31.00	334.93
	Monthly Average Between Rem & P	31.00	24.67	24.80	5.55	1.00	10.79	
	Linn	CLI_ID	2	2	0	6	0	10
		CLI_ID	5%	6%	0%	2%	0%	2%
		AGE	15.00	18.00	0.00	16.00	0.00	18.00
		AGE	11.00	18.00	0.00	7.00	0.00	7.00
		AGE	13.00	18.00	0.00	11.50	0.00	13.10
		AGE	2.83	0.00	0.00	3.02	0.00	3.60
		DAYS	2,450.00	1,002.00	0.00	689.00	0.00	4,141.00
		DAYS	1,225.00	598.00	0.00	231.00	0.00	1,225.00
		DAYS	1,225.00	404.00	0.00	30.00	0.00	30.00
		DAYS	1,225.00	501.00	0.00	114.83	0.00	414.10
	Monthly Average Between Rem & P	40.00	16.00	0.00	3.33	0.00	13.20	
	Montgomery	CLI_ID	8	6	15	24	1	54
		CLI_ID	21%	20%	30%	9%	11%	14%
		AGE	10.00	18.00	17.00	17.00	3.00	18.00
		AGE	0.00	18.00	4.00	2.00	3.00	0.00
		AGE	5.75	18.00	11.47	9.46	3.00	10.30
		AGE	3.92	0.00	3.78	4.95	0.00	5.29
		DAYS	8,778.00	9,767.00	7,083.00	10,348.00	686.00	36,662.00
		DAYS	1,815.00	2,917.00	1,378.00	1,108.00	686.00	2,917.00
DAYS		121.00	253.00	222.00	84.00	686.00	84.00	
DAYS		1,097.25	1,627.83	472.20	431.17	686.00	678.93	
Monthly Average Between Rem & P	36.25	53.83	15.40	13.88	22.00	22.20		

			Adoption	Emancipation	Guardianship	Reunification	Transfer	Total
Southeast	Neosho	CLI_ID	3	4	4	13	2	26
		CLI_ID	8%	13%	8%	5%	22%	6%
		AGE	6.00	18.00	12.00	17.00	16.00	18.00
		AGE	0.00	18.00	5.00	2.00	14.00	0.00
		AGE	3.67	18.00	8.00	10.62	15.00	10.88
		AGE	3.21	0.00	2.94	6.32	1.41	6.18
		DAYS	3,788.00	3,344.00	2,153.00	4,154.00	723.00	14,162.00
		DAYS	1,808.00	1,574.00	623.00	1,156.00	450.00	1,808.00
		DAYS	182.00	213.00	510.00	2.00	273.00	2.00
		DAYS	1,262.67	836.00	538.25	319.54	361.50	544.69
	Monthly Average Between Rem & P	41.67	27.25	17.75	10.23	12.00	17.77	
	Wilson	CLI_ID	3	0	2	11	1	17
		CLI_ID	8%	0%	4%	4%	11%	4%
		AGE	15.00	0.00	6.00	15.00	14.00	15.00
		AGE	6.00	0.00	1.00	0.00	14.00	0.00
		AGE	9.67	0.00	3.50	5.27	14.00	6.35
		AGE	4.73	0.00	3.54	5.02	0.00	5.18
		DAYS	4,513.00	0.00	1,858.00	2,489.00	15.00	8,875.00
		DAYS	1,897.00	0.00	1,384.00	544.00	15.00	1,897.00
		DAYS	1,308.00	0.00	474.00	2.00	15.00	2.00
		DAYS	1,504.33	0.00	929.00	226.27	15.00	522.06
	Monthly Average Between Rem & P	49.67	0.00	30.50	7.27	0.00	17.06	
	Woodson	CLI_ID	0	0	0	3	0	3
		CLI_ID	0%	0%	0%	1%	0%	0%
		AGE	0.00	0.00	0.00	17.00	0.00	17.00
		AGE	0.00	0.00	0.00	6.00	0.00	6.00
		AGE	0.00	0.00	0.00	11.00	0.00	11.00
AGE		0.00	0.00	0.00	5.57	0.00	5.57	
DAYS		0.00	0.00	0.00	1,082.00	0.00	1,082.00	
DAYS		0.00	0.00	0.00	825.00	0.00	825.00	
DAYS		0.00	0.00	0.00	123.00	0.00	123.00	
DAYS		0.00	0.00	0.00	360.67	0.00	360.67	
Monthly Average Between Rem & P	0.00	0.00	0.00	11.67	0.00	11.67		

			Adoption	Emancipation	Guardianship	Reunification	Transfer	Total
Southeast	Total	# of Children Whose OOHP Ended	37	29	50	253	9	378
		Reasons as Proportion of State Total	100%	100%	100%	100%	100%	100%
		Max Age of Children	15.00	18.00	18.00	17.00	16.00	18.00
		Min Age of Children	0.00	17.00	1.00	0.00	3.00	0.00
		Average Age of Children	5.92	17.90	11.50	9.30	13.22	10.01
		StdDev Age	3.84	0.31	4.45	5.61	4.02	5.72
		Total Number of Days	44,491.00	28,575.00	26,423.00	60,342.00	2,871.00	162,702.00
		Max Days	1,897.00	2,917.00	2,510.00	1,156.00	686.00	2,917.00
		Min Days	70.00	142.00	36.00	0.00	15.00	0.00
		Avg # of Days in Out of Home Placement	1,202.46	985.34	528.46	238.51	319.00	430.43
		Avg # Months in Out of Home Placement	39.70	32.24	17.26	7.46	10.33	13.88

Length of Out of Home Placement by SRS Region



			Adoption	Emancipation	Guardianship	Other	Reunification	Transfer	Total
West	Barber	CLI_ID	0	1	0	0	5	0	6
		CLI_ID	0%	1%	0%	0%	1%	0%	1%
		AGE	0.00	18.00	0.00	0.00	15.00	0.00	18.00
		AGE	0.00	18.00	0.00	0.00	0.00	0.00	0.00
		AGE	0.00	18.00	0.00	0.00	8.00	0.00	9.67
		AGE	0.00	0.00	0.00	0.00	5.61	0.00	6.47
		DAYS	0.00	3,181.00	0.00	0.00	293.00	0.00	3,474.00
		DAYS	0.00	3,181.00	0.00	0.00	257.00	0.00	3,181.00
		DAYS	0.00	3,181.00	0.00	0.00	4.00	0.00	4.00
		DAYS	0.00	3,181.00	0.00	0.00	58.60	0.00	579.00
	Monthly Average Between Rem & P	0.00	106.00	0.00	0.00	1.60	0.00	19.00	
	Barton	CLI_ID	8	12	2	0	65	1	88
		CLI_ID	12%	19%	9%	0%	22%	10%	19%
		AGE	12.00	18.00	6.00	0.00	18.00	15.00	18.00
		AGE	3.00	18.00	5.00	0.00	0.00	15.00	0.00
		AGE	6.88	18.00	5.50	0.00	8.88	15.00	9.93
		AGE	2.90	0.00	0.71	0.00	6.31	0.00	6.43
		DAYS	6,797.00	9,143.00	1,346.00	0.00	18,094.00	672.00	36,052.00
		DAYS	1,140.00	3,379.00	673.00	0.00	704.00	672.00	3,379.00
		DAYS	645.00	54.00	673.00	0.00	4.00	672.00	4.00
DAYS		849.63	761.92	673.00	0.00	278.37	672.00	409.68	
Monthly Average Between Rem & P	27.88	24.92	22.00	0.00	8.83	22.00	13.20		

			Adoption	Emancipation	Guardianship	Other	Reunification	Transfer	Total
West	Cheyenne	CLI_ID	0	1	0	0	0	0	1
		CLI_ID	0%	1%	0%	0%	0%	0%	0%
		AGE	0.00	18.00	0.00	0.00	0.00	0.00	18.00
		AGE	0.00	18.00	0.00	0.00	0.00	0.00	18.00
		AGE	0.00	18.00	0.00	0.00	0.00	0.00	18.00
		AGE	0.00	0.00	0.00	0.00	0.00	0.00	0.00
		DAYS	0.00	906.00	0.00	0.00	0.00	0.00	906.00
		DAYS	0.00	906.00	0.00	0.00	0.00	0.00	906.00
		DAYS	0.00	906.00	0.00	0.00	0.00	0.00	906.00
	DAYS	0.00	906.00	0.00	0.00	0.00	0.00	906.00	
	Monthly Average Between Rem & P	0.00	30.00	0.00	0.00	0.00	0.00	30.00	
	Clark	CLI_ID	1	0	0	0	0	0	1
		CLI_ID	1%	0%	0%	0%	0%	0%	0%
		AGE	8.00	0.00	0.00	0.00	0.00	0.00	8.00
		AGE	8.00	0.00	0.00	0.00	0.00	0.00	8.00
		AGE	8.00	0.00	0.00	0.00	0.00	0.00	8.00
		AGE	0.00	0.00	0.00	0.00	0.00	0.00	0.00
		DAYS	1,439.00	0.00	0.00	0.00	0.00	0.00	1,439.00
		DAYS	1,439.00	0.00	0.00	0.00	0.00	0.00	1,439.00
		DAYS	1,439.00	0.00	0.00	0.00	0.00	0.00	1,439.00
	DAYS	1,439.00	0.00	0.00	0.00	0.00	0.00	1,439.00	
	Monthly Average Between Rem & P	47.00	0.00	0.00	0.00	0.00	0.00	47.00	
	Comanche	CLI_ID	0	0	0	0	1	0	1
		CLI_ID	0%	0%	0%	0%	0%	0%	0%
		AGE	0.00	0.00	0.00	0.00	1.00	0.00	1.00
		AGE	0.00	0.00	0.00	0.00	1.00	0.00	1.00
		AGE	0.00	0.00	0.00	0.00	1.00	0.00	1.00
AGE		0.00	0.00	0.00	0.00	0.00	0.00	0.00	
DAYS		0.00	0.00	0.00	0.00	597.00	0.00	597.00	
DAYS		0.00	0.00	0.00	0.00	597.00	0.00	597.00	
DAYS		0.00	0.00	0.00	0.00	597.00	0.00	597.00	
DAYS	0.00	0.00	0.00	0.00	597.00	0.00	597.00		
Monthly Average Between Rem & P	0.00	0.00	0.00	0.00	19.00	0.00	19.00		

			Adoption	Emancipation	Guardianship	Other	Reunification	Transfer	Total
West	Decatur	CLI_ID	0	0	0	0	3	0	3
		CLI_ID	0%	0%	0%	0%	1%	0%	0%
		AGE	0.00	0.00	0.00	0.00	16.00	0.00	16.00
		AGE	0.00	0.00	0.00	0.00	4.00	0.00	4.00
		AGE	0.00	0.00	0.00	0.00	8.67	0.00	8.67
		AGE	0.00	0.00	0.00	0.00	6.43	0.00	6.43
		DAYS	0.00	0.00	0.00	0.00	504.00	0.00	504.00
		DAYS	0.00	0.00	0.00	0.00	250.00	0.00	250.00
		DAYS	0.00	0.00	0.00	0.00	4.00	0.00	4.00
		DAYS	0.00	0.00	0.00	0.00	168.00	0.00	168.00
	Monthly Average Between Rem & P	0.00	0.00	0.00	0.00	5.33	0.00	5.33	
	Edwards	CLI_ID	0	0	0	0	6	0	6
		CLI_ID	0%	0%	0%	0%	2%	0%	1%
		AGE	0.00	0.00	0.00	0.00	6.00	0.00	6.00
		AGE	0.00	0.00	0.00	0.00	1.00	0.00	1.00
		AGE	0.00	0.00	0.00	0.00	3.33	0.00	3.33
		AGE	0.00	0.00	0.00	0.00	1.86	0.00	1.86
		DAYS	0.00	0.00	0.00	0.00	358.00	0.00	358.00
		DAYS	0.00	0.00	0.00	0.00	135.00	0.00	135.00
		DAYS	0.00	0.00	0.00	0.00	22.00	0.00	22.00
		DAYS	0.00	0.00	0.00	0.00	59.67	0.00	59.67
	Monthly Average Between Rem & P	0.00	0.00	0.00	0.00	1.33	0.00	1.33	
	Ellis	CLI_ID	5	2	0	1	35	1	44
		CLI_ID	8%	3%	0%	100%	11%	10%	9%
		AGE	13.00	18.00	0.00	17.00	17.00	17.00	18.00
		AGE	5.00	18.00	0.00	17.00	0.00	17.00	0.00
		AGE	7.60	18.00	0.00	17.00	8.80	17.00	9.45
		AGE	3.13	0.00	0.00	0.00	6.53	0.00	6.44
		DAYS	4,978.00	864.00	0.00	370.00	6,551.00	15.00	12,778.00
		DAYS	1,058.00	575.00	0.00	370.00	632.00	15.00	1,058.00
DAYS		858.00	289.00	0.00	370.00	2.00	15.00	2.00	
DAYS		995.60	432.00	0.00	370.00	187.17	15.00	290.41	
Monthly Average Between Rem & P	32.80	14.00	0.00	12.00	5.83	0.00	9.27		

			Adoption	Emancipation	Guardianship	Other	Reunification	Transfer	Total
West	Finney	CLI_ID	17	8	2	0	34	3	64
		CLI_ID	27%	12%	9%	0%	11%	30%	14%
		AGE	10.00	18.00	14.00	0.00	17.00	16.00	18.00
		AGE	2.00	18.00	11.00	0.00	0.00	14.00	0.00
		AGE	4.94	18.00	12.50	0.00	10.26	15.00	10.11
		AGE	2.56	0.00	2.12	0.00	6.01	1.00	6.09
		DAYS	16,425.00	5,707.00	698.00	0.00	8,711.00	2,205.00	33,746.00
		DAYS	1,428.00	2,883.00	551.00	0.00	810.00	1,085.00	2,883.00
		DAYS	683.00	25.00	147.00	0.00	1.00	286.00	1.00
		DAYS	966.18	713.38	349.00	0.00	256.21	735.00	527.28
	Monthly Average Between Rem & P	31.71	23.25	11.00	0.00	8.24	24.00	17.17	
	Ford	CLI_ID	12	10	4	0	46	3	75
		CLI_ID	19%	15%	18%	0%	15%	30%	16%
		AGE	16.00	18.00	16.00	0.00	17.00	17.00	18.00
		AGE	1.00	17.00	6.00	0.00	1.00	13.00	1.00
		AGE	7.17	17.80	12.00	0.00	11.26	15.33	11.68
		AGE	5.01	0.42	4.32	0.00	5.50	2.08	5.66
		DAYS	11,218.00	7,977.00	789.00	0.00	15,304.00	688.00	35,976.00
		DAYS	1,349.00	2,382.00	211.00	0.00	876.00	554.00	2,382.00
		DAYS	244.00	116.00	156.00	0.00	1.00	-1.00	-1.00
		DAYS	934.83	797.70	197.25	0.00	332.70	229.33	479.68
	Monthly Average Between Rem & P	30.50	26.00	6.50	0.00	10.70	7.33	15.55	
	Gove	CLI_ID	0	1	0	0	2	0	3
		CLI_ID	0%	1%	0%	0%	0%	0%	0%
		AGE	0.00	18.00	0.00	0.00	14.00	0.00	18.00
		AGE	0.00	18.00	0.00	0.00	10.00	0.00	10.00
		AGE	0.00	18.00	0.00	0.00	12.00	0.00	14.00
		AGE	0.00	0.00	0.00	0.00	2.83	0.00	4.00
		DAYS	0.00	3,123.00	0.00	0.00	8.00	0.00	3,131.00
		DAYS	0.00	3,123.00	0.00	0.00	4.00	0.00	3,123.00
DAYS		0.00	3,123.00	0.00	0.00	4.00	0.00	4.00	
DAYS		0.00	3,123.00	0.00	0.00	4.00	0.00	1,043.67	
Monthly Average Between Rem & P	0.00	104.00	0.00	0.00	0.00	0.00	34.67		

			Adoption	Emancipation	Guardianship	Other	Reunification	Transfer	Total
West	Graham	CLI_ID	0	1	0	0	0	0	1
		CLI_ID	0%	1%	0%	0%	0%	0%	0%
		AGE	0.00	18.00	0.00	0.00	0.00	0.00	18.00
		AGE	0.00	18.00	0.00	0.00	0.00	0.00	18.00
		AGE	0.00	18.00	0.00	0.00	0.00	0.00	18.00
		AGE	0.00	0.00	0.00	0.00	0.00	0.00	0.00
		DAYS	0.00	363.00	0.00	0.00	0.00	0.00	363.00
		DAYS	0.00	363.00	0.00	0.00	0.00	0.00	363.00
		DAYS	0.00	363.00	0.00	0.00	0.00	0.00	363.00
		DAYS	0.00	363.00	0.00	0.00	0.00	0.00	363.00
	Monthly Average Between Rem & P	0.00	12.00	0.00	0.00	0.00	0.00	12.00	
	Grant	CLI_ID	0	1	0	0	5	0	6
		CLI_ID	0%	1%	0%	0%	1%	0%	1%
		AGE	0.00	17.00	0.00	0.00	16.00	0.00	17.00
		AGE	0.00	17.00	0.00	0.00	5.00	0.00	5.00
		AGE	0.00	17.00	0.00	0.00	11.60	0.00	12.50
		AGE	0.00	0.00	0.00	0.00	4.56	0.00	4.64
		DAYS	0.00	576.00	0.00	0.00	765.00	0.00	1,341.00
		DAYS	0.00	576.00	0.00	0.00	202.00	0.00	576.00
		DAYS	0.00	576.00	0.00	0.00	117.00	0.00	117.00
		DAYS	0.00	576.00	0.00	0.00	153.00	0.00	223.50
	Monthly Average Between Rem & P	0.00	19.00	0.00	0.00	4.60	0.00	7.00	
	Gray	CLI_ID	1	0	0	0	1	0	2
		CLI_ID	1%	0%	0%	0%	0%	0%	0%
		AGE	14.00	0.00	0.00	0.00	2.00	0.00	14.00
		AGE	14.00	0.00	0.00	0.00	2.00	0.00	2.00
		AGE	14.00	0.00	0.00	0.00	2.00	0.00	8.00
		AGE	0.00	0.00	0.00	0.00	0.00	0.00	8.49
		DAYS	2,507.00	0.00	0.00	0.00	331.00	0.00	2,838.00
		DAYS	2,507.00	0.00	0.00	0.00	331.00	0.00	2,507.00
DAYS		2,507.00	0.00	0.00	0.00	331.00	0.00	331.00	
DAYS		2,507.00	0.00	0.00	0.00	331.00	0.00	1,419.00	
Monthly Average Between Rem & P	83.00	0.00	0.00	0.00	11.00	0.00	47.00		

			Adoption	Emancipation	Guardianship	Other	Reunification	Transfer	Total
West	Hamilton	CLI_ID	0	0	1	0	0	0	1
		CLI_ID	0%	0%	4%	0%	0%	0%	0%
		AGE	0.00	0.00	15.00	0.00	0.00	0.00	15.00
		AGE	0.00	0.00	15.00	0.00	0.00	0.00	15.00
		AGE	0.00	0.00	15.00	0.00	0.00	0.00	15.00
		AGE	0.00	0.00	0.00	0.00	0.00	0.00	0.00
		DAYS	0.00	0.00	1,051.00	0.00	0.00	0.00	1,051.00
		DAYS	0.00	0.00	1,051.00	0.00	0.00	0.00	1,051.00
		DAYS	0.00	0.00	1,051.00	0.00	0.00	0.00	1,051.00
		DAYS	0.00	0.00	1,051.00	0.00	0.00	0.00	1,051.00
	Monthly Average Between Rem & P	0.00	0.00	35.00	0.00	0.00	0.00	35.00	
	Haskell	CLI_ID	0	3	1	0	0	0	4
		CLI_ID	0%	4%	4%	0%	0%	0%	0%
		AGE	0.00	18.00	15.00	0.00	0.00	0.00	18.00
		AGE	0.00	18.00	15.00	0.00	0.00	0.00	15.00
		AGE	0.00	18.00	15.00	0.00	0.00	0.00	17.25
		AGE	0.00	0.00	0.00	0.00	0.00	0.00	1.50
		DAYS	0.00	4,520.00	92.00	0.00	0.00	0.00	4,612.00
		DAYS	0.00	2,015.00	92.00	0.00	0.00	0.00	2,015.00
		DAYS	0.00	964.00	92.00	0.00	0.00	0.00	92.00
		DAYS	0.00	1,506.67	92.00	0.00	0.00	0.00	1,153.00
	Monthly Average Between Rem & P	0.00	50.00	3.00	0.00	0.00	0.00	38.25	
	Kearny	CLI_ID	1	1	0	0	4	0	6
		CLI_ID	1%	1%	0%	0%	1%	0%	1%
		AGE	15.00	18.00	0.00	0.00	15.00	0.00	18.00
		AGE	15.00	18.00	0.00	0.00	4.00	0.00	4.00
		AGE	15.00	18.00	0.00	0.00	8.25	0.00	11.00
		AGE	0.00	0.00	0.00	0.00	4.99	0.00	5.83
		DAYS	2,182.00	1,763.00	0.00	0.00	771.00	0.00	4,716.00
		DAYS	2,182.00	1,763.00	0.00	0.00	256.00	0.00	2,182.00
DAYS		2,182.00	1,763.00	0.00	0.00	3.00	0.00	3.00	
DAYS		2,182.00	1,763.00	0.00	0.00	192.75	0.00	786.00	
Monthly Average Between Rem & P	72.00	58.00	0.00	0.00	6.00	0.00	25.67		

			Adoption	Emancipation	Guardianship	Other	Reunification	Transfer	Total
West	Logan	CLI_ID	1	0	0	0	2	0	3
		CLI_ID	1%	0%	0%	0%	0%	0%	0%
		AGE	6.00	0.00	0.00	0.00	16.00	0.00	16.00
		AGE	6.00	0.00	0.00	0.00	1.00	0.00	1.00
		AGE	6.00	0.00	0.00	0.00	8.50	0.00	7.67
		AGE	0.00	0.00	0.00	0.00	10.61	0.00	7.64
		DAYS	1,255.00	0.00	0.00	0.00	264.00	0.00	1,519.00
		DAYS	1,255.00	0.00	0.00	0.00	236.00	0.00	1,255.00
		DAYS	1,255.00	0.00	0.00	0.00	28.00	0.00	28.00
		DAYS	1,255.00	0.00	0.00	0.00	132.00	0.00	506.33
	Monthly Average Between Rem & P	41.00	0.00	0.00	0.00	3.50	0.00	16.00	
	Morton	CLI_ID	0	1	0	0	1	0	2
		CLI_ID	0%	1%	0%	0%	0%	0%	0%
		AGE	0.00	18.00	0.00	0.00	17.00	0.00	18.00
		AGE	0.00	18.00	0.00	0.00	17.00	0.00	17.00
		AGE	0.00	18.00	0.00	0.00	17.00	0.00	17.50
		AGE	0.00	0.00	0.00	0.00	0.00	0.00	0.71
		DAYS	0.00	357.00	0.00	0.00	811.00	0.00	1,168.00
		DAYS	0.00	357.00	0.00	0.00	811.00	0.00	811.00
		DAYS	0.00	357.00	0.00	0.00	811.00	0.00	357.00
		DAYS	0.00	357.00	0.00	0.00	811.00	0.00	584.00
	Monthly Average Between Rem & P	0.00	11.00	0.00	0.00	27.00	0.00	19.00	
	Ness	CLI_ID	1	0	0	0	3	0	4
		CLI_ID	1%	0%	0%	0%	1%	0%	0%
		AGE	9.00	0.00	0.00	0.00	6.00	0.00	9.00
		AGE	9.00	0.00	0.00	0.00	1.00	0.00	1.00
		AGE	9.00	0.00	0.00	0.00	3.00	0.00	4.50
		AGE	0.00	0.00	0.00	0.00	2.65	0.00	3.70
		DAYS	1,772.00	0.00	0.00	0.00	242.00	0.00	2,014.00
		DAYS	1,772.00	0.00	0.00	0.00	114.00	0.00	1,772.00
DAYS		1,772.00	0.00	0.00	0.00	64.00	0.00	64.00	
DAYS		1,772.00	0.00	0.00	0.00	80.67	0.00	503.50	
Monthly Average Between Rem & P	59.00	0.00	0.00	0.00	2.33	0.00	16.50		

			Adoption	Emancipation	Guardianship	Other	Reunification	Transfer	Total
West	Norton	CLI_ID	0	0	0	0	4	0	4
		CLI_ID	0%	0%	0%	0%	1%	0%	0%
		AGE	0.00	0.00	0.00	0.00	14.00	0.00	14.00
		AGE	0.00	0.00	0.00	0.00	6.00	0.00	6.00
		AGE	0.00	0.00	0.00	0.00	9.25	0.00	9.25
		AGE	0.00	0.00	0.00	0.00	3.59	0.00	3.59
		DAYS	0.00	0.00	0.00	0.00	1,470.00	0.00	1,470.00
		DAYS	0.00	0.00	0.00	0.00	484.00	0.00	484.00
		DAYS	0.00	0.00	0.00	0.00	18.00	0.00	18.00
		DAYS	0.00	0.00	0.00	0.00	367.50	0.00	367.50
	Monthly Average Between Rem & P	0.00	0.00	0.00	0.00	12.00	0.00	12.00	
	Osborne	CLI_ID	3	1	3	0	3	0	10
		CLI_ID	4%	1%	13%	0%	1%	0%	2%
		AGE	12.00	18.00	16.00	0.00	17.00	0.00	18.00
		AGE	6.00	18.00	13.00	0.00	11.00	0.00	6.00
		AGE	8.67	18.00	14.33	0.00	14.33	0.00	13.00
		AGE	3.06	0.00	1.53	0.00	3.06	0.00	3.86
		DAYS	3,252.00	702.00	2,294.00	0.00	655.00	0.00	6,903.00
		DAYS	1,084.00	702.00	868.00	0.00	513.00	0.00	1,084.00
		DAYS	1,084.00	702.00	558.00	0.00	71.00	0.00	71.00
		DAYS	1,084.00	702.00	764.67	0.00	218.33	0.00	690.30
	Monthly Average Between Rem & P	36.00	23.00	24.67	0.00	7.00	0.00	22.60	
	Pawnee	CLI_ID	0	4	0	0	1	0	5
		CLI_ID	0%	6%	0%	0%	0%	0%	1%
		AGE	0.00	18.00	0.00	0.00	13.00	0.00	18.00
		AGE	0.00	18.00	0.00	0.00	13.00	0.00	13.00
		AGE	0.00	18.00	0.00	0.00	13.00	0.00	17.00
		AGE	0.00	0.00	0.00	0.00	0.00	0.00	2.24
		DAYS	0.00	4,285.00	0.00	0.00	180.00	0.00	4,465.00
		DAYS	0.00	1,665.00	0.00	0.00	180.00	0.00	1,665.00
DAYS		0.00	699.00	0.00	0.00	180.00	0.00	180.00	
DAYS		0.00	1,071.25	0.00	0.00	180.00	0.00	893.00	
Monthly Average Between Rem & P	0.00	35.25	0.00	0.00	6.00	0.00	29.40		

			Adoption	Emancipation	Guardianship	Other	Reunification	Transfer	Total
West	Phillips	CLI_ID	2	1	0	0	2	0	5
		CLI_ID	3%	1%	0%	0%	0%	0%	1%
		AGE	14.00	18.00	0.00	0.00	10.00	0.00	18.00
		AGE	11.00	18.00	0.00	0.00	6.00	0.00	6.00
		AGE	12.50	18.00	0.00	0.00	8.00	0.00	11.80
		AGE	2.12	0.00	0.00	0.00	2.83	0.00	4.49
		DAYS	2,453.00	749.00	0.00	0.00	302.00	0.00	3,504.00
		DAYS	1,228.00	749.00	0.00	0.00	224.00	0.00	1,228.00
		DAYS	1,225.00	749.00	0.00	0.00	78.00	0.00	78.00
		DAYS	1,226.50	749.00	0.00	0.00	151.00	0.00	700.80
	Monthly Average Between Rem & P	40.00	24.00	0.00	0.00	4.50	0.00	22.60	
	Pratt	CLI_ID	1	0	1	0	6	0	8
		CLI_ID	1%	0%	4%	0%	2%	0%	1%
		AGE	4.00	0.00	5.00	0.00	16.00	0.00	16.00
		AGE	4.00	0.00	5.00	0.00	0.00	0.00	0.00
		AGE	4.00	0.00	5.00	0.00	8.67	0.00	7.63
		AGE	0.00	0.00	0.00	0.00	7.09	0.00	6.30
		DAYS	771.00	0.00	6.00	0.00	957.00	0.00	1,734.00
		DAYS	771.00	0.00	6.00	0.00	645.00	0.00	771.00
		DAYS	771.00	0.00	6.00	0.00	5.00	0.00	5.00
		DAYS	771.00	0.00	6.00	0.00	159.50	0.00	216.75
	Monthly Average Between Rem & P	25.00	0.00	0.00	0.00	4.83	0.00	6.75	
	Rawlins	CLI_ID	1	2	0	0	0	0	3
		CLI_ID	1%	3%	0%	0%	0%	0%	0%
		AGE	5.00	18.00	0.00	0.00	0.00	0.00	18.00
		AGE	5.00	18.00	0.00	0.00	0.00	0.00	5.00
		AGE	5.00	18.00	0.00	0.00	0.00	0.00	13.67
		AGE	0.00	0.00	0.00	0.00	0.00	0.00	7.51
		DAYS	919.00	3,029.00	0.00	0.00	0.00	0.00	3,948.00
		DAYS	919.00	2,486.00	0.00	0.00	0.00	0.00	2,486.00
DAYS		919.00	543.00	0.00	0.00	0.00	0.00	543.00	
DAYS		919.00	1,514.50	0.00	0.00	0.00	0.00	1,316.00	
Monthly Average Between Rem & P	30.00	50.00	0.00	0.00	0.00	0.00	43.33		

			Adoption	Emancipation	Guardianship	Other	Reunification	Transfer	Total
West	Rooks	CLI_ID	0	0	0	0	4	0	4
		CLI_ID	0%	0%	0%	0%	1%	0%	0%
		AGE	0.00	0.00	0.00	0.00	17.00	0.00	17.00
		AGE	0.00	0.00	0.00	0.00	13.00	0.00	13.00
		AGE	0.00	0.00	0.00	0.00	15.50	0.00	15.50
		AGE	0.00	0.00	0.00	0.00	1.73	0.00	1.73
		DAYS	0.00	0.00	0.00	0.00	735.00	0.00	735.00
		DAYS	0.00	0.00	0.00	0.00	293.00	0.00	293.00
		DAYS	0.00	0.00	0.00	0.00	2.00	0.00	2.00
		DAYS	0.00	0.00	0.00	0.00	183.75	0.00	183.75
	Monthly Average Between Rem & P		0.00	0.00	0.00	0.00	5.75	0.00	5.75
	Rush	CLI_ID	0	1	0	0	4	0	5
		CLI_ID	0%	1%	0%	0%	1%	0%	1%
		AGE	0.00	18.00	0.00	0.00	10.00	0.00	18.00
		AGE	0.00	18.00	0.00	0.00	2.00	0.00	2.00
		AGE	0.00	18.00	0.00	0.00	7.00	0.00	9.20
		AGE	0.00	0.00	0.00	0.00	3.56	0.00	5.81
		DAYS	0.00	103.00	0.00	0.00	553.00	0.00	656.00
		DAYS	0.00	103.00	0.00	0.00	202.00	0.00	202.00
		DAYS	0.00	103.00	0.00	0.00	117.00	0.00	103.00
		DAYS	0.00	103.00	0.00	0.00	138.25	0.00	131.20
	Monthly Average Between Rem & P		0.00	3.00	0.00	0.00	3.75	0.00	3.60
	Russell	CLI_ID	0	3	0	0	5	0	8
		CLI_ID	0%	4%	0%	0%	1%	0%	1%
		AGE	0.00	18.00	0.00	0.00	18.00	0.00	18.00
		AGE	0.00	18.00	0.00	0.00	2.00	0.00	2.00
		AGE	0.00	18.00	0.00	0.00	11.40	0.00	13.88
		AGE	0.00	0.00	0.00	0.00	6.62	0.00	6.06
		DAYS	0.00	5,608.00	0.00	0.00	866.00	0.00	6,474.00
		DAYS	0.00	2,134.00	0.00	0.00	318.00	0.00	2,134.00
DAYS		0.00	1,567.00	0.00	0.00	63.00	0.00	63.00	
DAYS		0.00	1,869.33	0.00	0.00	173.20	0.00	809.25	
Monthly Average Between Rem & P		0.00	62.00	0.00	0.00	5.60	0.00	26.75	

			Adoption	Emancipation	Guardianship	Other	Reunification	Transfer	Total
West	Scott	CLI_ID	0	1	0	0	0	0	1
		CLI_ID	0%	1%	0%	0%	0%	0%	0%
		AGE	0.00	18.00	0.00	0.00	0.00	0.00	18.00
		AGE	0.00	18.00	0.00	0.00	0.00	0.00	18.00
		AGE	0.00	18.00	0.00	0.00	0.00	0.00	18.00
		AGE	0.00	0.00	0.00	0.00	0.00	0.00	0.00
		DAYS	0.00	1,091.00	0.00	0.00	0.00	0.00	1,091.00
		DAYS	0.00	1,091.00	0.00	0.00	0.00	0.00	1,091.00
		DAYS	0.00	1,091.00	0.00	0.00	0.00	0.00	1,091.00
		DAYS	0.00	1,091.00	0.00	0.00	0.00	0.00	1,091.00
	Monthly Average Between Rem & P	0.00	36.00	0.00	0.00	0.00	0.00	36.00	
	Seward	CLI_ID	6	4	0	0	16	1	27
		CLI_ID	9%	6%	0%	0%	5%	10%	6%
		AGE	11.00	18.00	0.00	0.00	16.00	15.00	18.00
		AGE	1.00	18.00	0.00	0.00	1.00	15.00	1.00
		AGE	6.50	18.00	0.00	0.00	8.75	15.00	9.85
		AGE	3.56	0.00	0.00	0.00	5.99	0.00	6.14
		DAYS	8,303.00	4,841.00	0.00	0.00	5,318.00	306.00	18,768.00
		DAYS	2,430.00	1,384.00	0.00	0.00	1,021.00	306.00	2,430.00
		DAYS	525.00	1,060.00	0.00	0.00	1.00	306.00	1.00
		DAYS	1,383.83	1,210.25	0.00	0.00	332.38	306.00	695.11
	Monthly Average Between Rem & P	45.83	40.00	0.00	0.00	10.56	10.00	22.74	
	Sheridan	CLI_ID	0	0	0	0	1	0	1
		CLI_ID	0%	0%	0%	0%	0%	0%	0%
		AGE	0.00	0.00	0.00	0.00	3.00	0.00	3.00
		AGE	0.00	0.00	0.00	0.00	3.00	0.00	3.00
		AGE	0.00	0.00	0.00	0.00	3.00	0.00	3.00
		AGE	0.00	0.00	0.00	0.00	0.00	0.00	0.00
		DAYS	0.00	0.00	0.00	0.00	28.00	0.00	28.00
		DAYS	0.00	0.00	0.00	0.00	28.00	0.00	28.00
DAYS		0.00	0.00	0.00	0.00	28.00	0.00	28.00	
DAYS		0.00	0.00	0.00	0.00	28.00	0.00	28.00	
Monthly Average Between Rem & P	0.00	0.00	0.00	0.00	0.00	0.00	0.00		

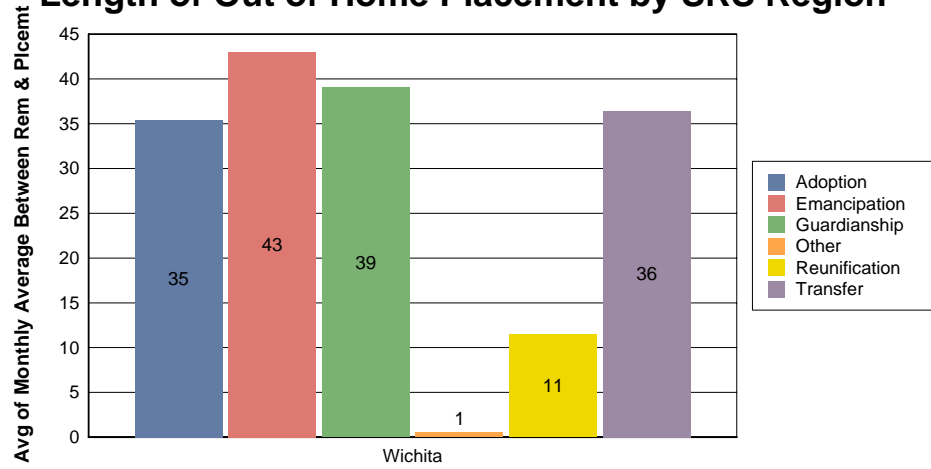
			Adoption	Emancipation	Guardianship	Other	Reunification	Transfer	Total
West	Sherman	CLI_ID	0	0	0	0	10	0	10
		CLI_ID	0%	0%	0%	0%	3%	0%	2%
		AGE	0.00	0.00	0.00	0.00	16.00	0.00	16.00
		AGE	0.00	0.00	0.00	0.00	0.00	0.00	0.00
		AGE	0.00	0.00	0.00	0.00	6.90	0.00	6.90
		AGE	0.00	0.00	0.00	0.00	5.13	0.00	5.13
		DAYS	0.00	0.00	0.00	0.00	7,716.00	0.00	7,716.00
		DAYS	0.00	0.00	0.00	0.00	1,269.00	0.00	1,269.00
		DAYS	0.00	0.00	0.00	0.00	99.00	0.00	99.00
		DAYS	0.00	0.00	0.00	0.00	771.60	0.00	771.60
	Monthly Average Between Rem & P	0.00	0.00	0.00	0.00	25.40	0.00	25.40	
	Smith	CLI_ID	0	0	0	0	8	0	8
		CLI_ID	0%	0%	0%	0%	2%	0%	1%
		AGE	0.00	0.00	0.00	0.00	17.00	0.00	17.00
		AGE	0.00	0.00	0.00	0.00	6.00	0.00	6.00
		AGE	0.00	0.00	0.00	0.00	13.13	0.00	13.13
		AGE	0.00	0.00	0.00	0.00	4.02	0.00	4.02
		DAYS	0.00	0.00	0.00	0.00	1,839.00	0.00	1,839.00
		DAYS	0.00	0.00	0.00	0.00	335.00	0.00	335.00
		DAYS	0.00	0.00	0.00	0.00	2.00	0.00	2.00
		DAYS	0.00	0.00	0.00	0.00	229.88	0.00	229.88
	Monthly Average Between Rem & P	0.00	0.00	0.00	0.00	7.25	0.00	7.25	
	Stafford	CLI_ID	0	0	1	0	3	1	5
		CLI_ID	0%	0%	4%	0%	1%	10%	1%
		AGE	0.00	0.00	1.00	0.00	17.00	16.00	17.00
		AGE	0.00	0.00	1.00	0.00	7.00	16.00	1.00
		AGE	0.00	0.00	1.00	0.00	10.67	16.00	9.80
		AGE	0.00	0.00	0.00	0.00	5.51	0.00	6.69
		DAYS	0.00	0.00	231.00	0.00	441.00	448.00	1,120.00
		DAYS	0.00	0.00	231.00	0.00	429.00	448.00	448.00
DAYS		0.00	0.00	231.00	0.00	6.00	448.00	6.00	
DAYS		0.00	0.00	231.00	0.00	147.00	448.00	224.00	
Monthly Average Between Rem & P	0.00	0.00	7.00	0.00	4.67	14.00	7.00		

			Adoption	Emancipation	Guardianship	Other	Reunification	Transfer	Total
West	Stanton	CLI_ID	0	0	0	0	1	0	1
		CLI_ID	0%	0%	0%	0%	0%	0%	0%
		AGE	0.00	0.00	0.00	0.00	15.00	0.00	15.00
		AGE	0.00	0.00	0.00	0.00	15.00	0.00	15.00
		AGE	0.00	0.00	0.00	0.00	15.00	0.00	15.00
		AGE	0.00	0.00	0.00	0.00	0.00	0.00	0.00
		DAYS	0.00	0.00	0.00	0.00	804.00	0.00	804.00
		DAYS	0.00	0.00	0.00	0.00	804.00	0.00	804.00
		DAYS	0.00	0.00	0.00	0.00	804.00	0.00	804.00
		DAYS	0.00	0.00	0.00	0.00	804.00	0.00	804.00
	Monthly Average Between Rem & P	0.00	0.00	0.00	0.00	26.00	0.00	26.00	
	Stevens	CLI_ID	0	1	1	0	1	0	3
		CLI_ID	0%	1%	4%	0%	0%	0%	0%
		AGE	0.00	18.00	15.00	0.00	0.00	0.00	18.00
		AGE	0.00	18.00	15.00	0.00	0.00	0.00	0.00
		AGE	0.00	18.00	15.00	0.00	0.00	0.00	11.00
		AGE	0.00	0.00	0.00	0.00	0.00	0.00	9.64
		DAYS	0.00	1,107.00	395.00	0.00	63.00	0.00	1,565.00
		DAYS	0.00	1,107.00	395.00	0.00	63.00	0.00	1,107.00
		DAYS	0.00	1,107.00	395.00	0.00	63.00	0.00	63.00
		DAYS	0.00	1,107.00	395.00	0.00	63.00	0.00	521.67
	Monthly Average Between Rem & P	0.00	36.00	13.00	0.00	2.00	0.00	17.00	
	Thomas	CLI_ID	1	1	2	0	6	0	10
		CLI_ID	1%	1%	9%	0%	2%	0%	2%
		AGE	2.00	18.00	14.00	0.00	16.00	0.00	18.00
		AGE	2.00	18.00	7.00	0.00	1.00	0.00	1.00
		AGE	2.00	18.00	10.50	0.00	8.33	0.00	9.10
AGE		0.00	0.00	4.95	0.00	6.50	0.00	6.44	
DAYS		845.00	1,440.00	1,604.00	0.00	1,565.00	0.00	5,454.00	
DAYS		845.00	1,440.00	802.00	0.00	481.00	0.00	1,440.00	
DAYS		845.00	1,440.00	802.00	0.00	9.00	0.00	9.00	
DAYS		845.00	1,440.00	802.00	0.00	260.83	0.00	545.40	
Monthly Average Between Rem & P	28.00	48.00	26.00	0.00	8.33	0.00	17.80		

			Adoption	Emancipation	Guardianship	Other	Reunification	Transfer	Total
West	Trego	CLI_ID	0	0	0	0	2	0	2
		CLI_ID	0%	0%	0%	0%	0%	0%	0%
		AGE	0.00	0.00	0.00	0.00	6.00	0.00	6.00
		AGE	0.00	0.00	0.00	0.00	5.00	0.00	5.00
		AGE	0.00	0.00	0.00	0.00	5.50	0.00	5.50
		AGE	0.00	0.00	0.00	0.00	0.71	0.00	0.71
		DAYS	0.00	0.00	0.00	0.00	128.00	0.00	128.00
		DAYS	0.00	0.00	0.00	0.00	85.00	0.00	85.00
		DAYS	0.00	0.00	0.00	0.00	43.00	0.00	43.00
		DAYS	0.00	0.00	0.00	0.00	64.00	0.00	64.00
	Monthly Average Between Rem & P	0.00	0.00	0.00	0.00	1.50	0.00	1.50	
	Wallace	CLI_ID	0	1	1	0	0	0	2
		CLI_ID	0%	1%	4%	0%	0%	0%	0%
		AGE	0.00	18.00	16.00	0.00	0.00	0.00	18.00
		AGE	0.00	18.00	16.00	0.00	0.00	0.00	16.00
		AGE	0.00	18.00	16.00	0.00	0.00	0.00	17.00
		AGE	0.00	0.00	0.00	0.00	0.00	0.00	1.41
		DAYS	0.00	542.00	53.00	0.00	0.00	0.00	595.00
		DAYS	0.00	542.00	53.00	0.00	0.00	0.00	542.00
		DAYS	0.00	542.00	53.00	0.00	0.00	0.00	53.00
		DAYS	0.00	542.00	53.00	0.00	0.00	0.00	297.50
	Monthly Average Between Rem & P	0.00	18.00	1.00	0.00	0.00	0.00	9.50	
	Wichita	CLI_ID	1	1	3	0	2	0	7
		CLI_ID	1%	1%	13%	0%	0%	0%	1%
		AGE	15.00	18.00	12.00	0.00	17.00	0.00	18.00
		AGE	15.00	18.00	9.00	0.00	0.00	0.00	0.00
		AGE	15.00	18.00	10.00	0.00	8.50	0.00	11.43
		AGE	0.00	0.00	1.73	0.00	12.02	0.00	6.19
		DAYS	706.00	1,787.00	942.00	0.00	124.00	0.00	3,559.00
		DAYS	706.00	1,787.00	314.00	0.00	104.00	0.00	1,787.00
DAYS		706.00	1,787.00	314.00	0.00	20.00	0.00	20.00	
DAYS		706.00	1,787.00	314.00	0.00	62.00	0.00	508.43	
Monthly Average Between Rem & P	23.00	59.00	10.00	0.00	1.50	0.00	16.43		

			Adoption	Emancipation	Guardianship	Other	Reunification	Transfer	Total	
West	Total	# of Children Whose OOHP Ended	62	63	22	1	292	10	450	
		Reasons as Proportion of State Total	100%	100%	100%	100%	100%	100%	100%	100%
		Max Age of Children	16.00	18.00	16.00	17.00	18.00	17.00	18.00	18.00
		Min Age of Children	1.00	17.00	1.00	17.00	0.00	13.00	0.00	0.00
		Average Age of Children	6.95	17.95	11.14	17.00	9.41	15.40	10.50	10.50
		StdDev Age	3.91	0.21	4.42	0.00	5.97	1.26	6.09	6.09
		Total Number of Days	65,822.00	63,764.00	9,501.00	370.00	77,348.00	4,334.00	221,139.00	221,139.00
		Max Days	2,507.00	3,379.00	1,051.00	370.00	1,269.00	1,085.00	3,379.00	3,379.00
		Min Days	244.00	25.00	6.00	370.00	1.00	-1.00	-1.00	-1.00
		Avg # of Days in Out of Home Placement	1,061.65	1,012.13	431.86	370.00	264.89	433.40	491.42	491.42
		Avg # Months in Out of Home Placement	34.89	33.29	13.95	12.00	8.42	14.00	15.95	15.95

Length of Out of Home Placement by SRS Region



			Adoption	Emancipation	Guardianship	Other	Reunification	Transfer	Total	
Wichita	Sedgwick	CLI_ID	231	69	15	2	192	7	516	
		CLI_ID	100%	100%	100%	100%	100%	100%	100%	100%
		AGE	17.00	18.00	17.00	1.00	18.00	18.00	18.00	18.00
		AGE	0.00	15.00	0.00	0.00	0.00	15.00	0.00	0.00
		AGE	5.74	17.88	13.20	0.50	8.01	16.29	8.55	8.55
		AGE	4.28	0.44	4.59	0.71	5.49	1.11	6.08	6.08
		DAYS	#####	90,029.00	17,799.00	57.00	68,510.00	7,811.00	#####	#####
		DAYS	3,790.00	5,047.00	3,611.00	53.00	2,429.00	3,081.00	5,047.00	5,047.00
		DAYS	139.00	48.00	274.00	4.00	0.00	445.00	0.00	0.00
		DAYS	1,077.46	1,304.77	1,186.60	28.50	356.82	1,115.86	839.34	839.34
		Monthly Average Between Rem & P	35.40	43.00	39.07	0.50	11.44	36.43	27.49	27.49
		Total	# of Children Whose OOHP Ended	231	69	15	2	192	7	516
			Reasons as Proportion of State Total	100%	100%	100%	100%	100%	100%	100%
			Max Age of Children	17.00	18.00	17.00	1.00	18.00	18.00	18.00
		Min Age of Children	0.00	15.00	0.00	0.00	0.00	15.00	0.00	
	Average Age of Children	5.74	17.88	13.20	0.50	8.01	16.29	8.55		
	StdDev Age	4.28	0.44	4.59	0.71	5.49	1.11	6.08		
	Total Number of Days	248,893.00	90,029.00	17,799.00	57.00	68,510.00	7,811.00	133,099.00		
	Max Days	3,790.00	5,047.00	3,611.00	53.00	2,429.00	3,081.00	5,047.00		
	Min Days	139.00	48.00	274.00	4.00	0.00	445.00	0.00		
	Avg # of Days in Out of Home Placement	1,077.46	1,304.77	1,186.60	28.50	356.82	1,115.86	839.34		
	Avg # Months in Out of Home Placement	35.40	43.00	39.07	0.50	11.44	36.43	27.49		

		Adoption	Emancipation	Guardianship	Other	Reunification	Transfer	Total
Kansas City Metro	# of Children Whose OOHP Ended	156	69	59	7	323	12	626
	Reasons as Proportion of State Total	23%	19%	28%	18%	18%	17%	20%
	Max Age of Children	18.00	19.00	17.00	18.00	18.00	17.00	19.00
	Min Age of Children	0.00	13.00	1.00	0.00	0.00	2.00	0.00
	Average Age of Children	5.99	17.93	10.56	9.43	9.52	13.67	9.74
	StdDev Age	4.24	0.69	4.95	8.04	5.85	5.31	6.07
	Total Number of Days	151,731.00	73,114.00	30,213.00	2,301.00	87,479.00	11,980.00	356,818.00
	Max Days	3,902.00	5,564.00	1,540.00	868.00	1,414.00	3,068.00	5,564.00
	Min Days	259.00	101.00	29.00	3.00	0.00	86.00	0.00
	Avg # of Days in Out of Home Placement	972.63	1,059.62	512.08	328.71	270.83	998.33	570.00
Avg # Months in Out of Home Placement	31.99	34.88	16.56	10.43	8.57	32.58	18.54	
Northeast	# of Children Whose OOHP Ended	98	61	45	23	433	21	681
	Reasons as Proportion of State Total	14%	17%	21%	60%	24%	31%	21%
	Max Age of Children	17.00	18.00	17.00	18.00	27.00	18.00	27.00
	Min Age of Children	1.00	16.00	1.00	0.00	0.00	5.00	0.00
	Average Age of Children	6.46	17.89	9.93	12.78	8.69	15.00	9.61
	StdDev Age	3.95	0.37	5.48	6.35	5.82	3.19	6.06
	Total Number of Days	117,750.00	51,739.00	27,741.00	14,318.00	137,703.00	11,404.00	360,655.00
	Max Days	2,659.00	3,583.00	2,871.00	2,863.00	3,180.00	2,503.00	3,583.00
	Min Days	41.00	49.00	84.00	2.00	1.00	28.00	1.00
	Avg # of Days in Out of Home Placement	1,201.53	848.18	616.47	622.52	318.02	543.05	529.60
Avg # Months in Out of Home Placement	39.56	27.80	20.00	20.39	10.13	17.52	17.18	

		Adoption	Emancipation	Guardianship	Other	Reunification	Transfer	Total
South Central	# of Children Whose OOHP Ended	91	60	16	5	269	8	449
	Reasons as Proportion of State Total	13%	17%	7%	13%	15%	11%	14%
	Max Age of Children	17.00	21.00	18.00	18.00	18.00	18.00	21.00
	Min Age of Children	0.00	16.00	3.00	13.00	0.00	13.00	0.00
	Average Age of Children	5.89	17.95	12.88	16.00	10.49	16.00	10.80
	StdDev Age	4.23	0.57	4.35	2.12	5.48	1.51	5.92
	Total Number of Days	88,284.00	73,541.00	6,899.00	2,114.00	78,387.00	7,048.00	256,273.00
	Max Days	2,460.00	4,048.00	1,037.00	953.00	1,589.00	3,198.00	4,048.00
	Min Days	10.00	21.00	126.00	136.00	1.00	20.00	1.00
	Avg # of Days in Out of Home Placement	970.15	1,225.68	431.19	422.80	291.40	881.00	570.76
Avg # Months in Out of Home Placement	31.88	40.32	13.88	13.60	9.21	28.88	18.53	
Southeast	# of Children Whose OOHP Ended	37	29	50	0	253	9	378
	Reasons as Proportion of State Total	5%	8%	24%	0%	14%	13%	12%
	Max Age of Children	15.00	18.00	18.00	0.00	17.00	16.00	18.00
	Min Age of Children	0.00	17.00	1.00	0.00	0.00	3.00	0.00
	Average Age of Children	5.92	17.90	11.50	0.00	9.30	13.22	10.01
	StdDev Age	3.84	0.31	4.45	0.00	5.61	4.02	5.72
	Total Number of Days	44,491.00	28,575.00	26,423.00	0.00	60,342.00	2,871.00	162,702.00
	Max Days	1,897.00	2,917.00	2,510.00	0.00	1,156.00	686.00	2,917.00
	Min Days	70.00	142.00	36.00	0.00	0.00	15.00	0.00
	Avg # of Days in Out of Home Placement	1,202.46	985.34	528.46	0.00	238.51	319.00	430.43
Avg # Months in Out of Home Placement	39.70	32.24	17.26	0.00	7.46	10.33	13.88	
West	# of Children Whose OOHP Ended	62	63	22	1	292	10	450
	Reasons as Proportion of State Total	9%	17%	10%	2%	16%	14%	14%
	Max Age of Children	16.00	18.00	16.00	17.00	18.00	17.00	18.00
	Min Age of Children	1.00	17.00	1.00	17.00	0.00	13.00	0.00
	Average Age of Children	6.95	17.95	11.14	17.00	9.41	15.40	10.50
	StdDev Age	3.91	0.21	4.42	0.00	5.97	1.26	6.09
	Total Number of Days	65,822.00	63,764.00	9,501.00	370.00	77,348.00	4,334.00	221,139.00
	Max Days	2,507.00	3,379.00	1,051.00	370.00	1,269.00	1,085.00	3,379.00
	Min Days	244.00	25.00	6.00	370.00	1.00	-1.00	-1.00
	Avg # of Days in Out of Home Placement	1,061.65	1,012.13	431.86	370.00	264.89	433.40	491.42
Avg # Months in Out of Home Placement	34.89	33.29	13.95	12.00	8.42	14.00	15.95	

		Adoption	Emancipation	Guardianship	Other	Reunification	Transfer	Total
Wichita	# of Children Whose OOHP Ended	231	69	15	2	192	7	516
	Reasons as Proportion of State Total	34%	19%	7%	5%	10%	10%	16%
	Max Age of Children	17.00	18.00	17.00	1.00	18.00	18.00	18.00
	Min Age of Children	0.00	15.00	0.00	0.00	0.00	15.00	0.00
	Average Age of Children	5.74	17.88	13.20	0.50	8.01	16.29	8.55
	StdDev Age	4.28	0.44	4.59	0.71	5.49	1.11	6.08
	Total Number of Days	248,893.00	90,029.00	17,799.00	57.00	68,510.00	7,811.00	133,099.00
	Max Days	3,790.00	5,047.00	3,611.00	53.00	2,429.00	3,081.00	5,047.00
	Min Days	139.00	48.00	274.00	4.00	0.00	445.00	0.00
	Avg # of Days in Out of Home Placement	1,077.46	1,304.77	1,186.60	28.50	356.82	1,115.86	839.34
Avg # Months in Out of Home Placement	35.40	43.00	39.07	0.50	11.44	36.43	27.49	
Total	# of Children Whose OOHP Ended	675	351	207	38	1,762	67	3,100
	Reasons as Proportion of State Total	100%	100%	100%	100%	100%	100%	100%
	Max Age of Children	18.00	21.00	18.00	18.00	27.00	18.00	27.00
	Min Age of Children	0.00	13.00	0.00	0.00	0.00	2.00	0.00
	Average Age of Children	6.04	17.92	11.08	12.05	9.25	14.84	9.81
	StdDev Age	4.16	0.47	4.88	6.83	5.77	3.37	6.04
	Total Number of Days	716,971.00	380,762.00	118,576.00	19,160.00	509,769.00	45,448.00	790,686.00
	Max Days	3,902.00	5,564.00	3,611.00	2,863.00	3,180.00	3,198.00	5,564.00
	Min Days	10.00	21.00	6.00	2.00	0.00	-1.00	-1.00
	Avg # of Days in Out of Home Placement	1,062.18	1,084.79	572.83	504.21	289.31	678.33	577.64
Avg # Months in Out of Home Placement	34.93	35.67	18.62	16.39	9.18	22.06	18.78	